

2/90 Sign Systems: First to lasting impressions.

Signs define space. A person's experience within an environment has a beginning and an end. 2/90 Sign Systems creates a positive impact by understanding that the purpose of signs is to move people to, through and out of a facility. Our beautifully crafted signs work in harmony with each other and their environments to ensure a lasting impression.



DESIGN AND WAYFINDING

Careful planning is the key to creating the most functional, attractive, cost-effective signage installation possible. You can rely on 2/90's project management team to do the groundwork to create a wayfinding solution tailored to your specific style, budget and overall needs. We'll also ensure your compliance with all regulatory requirements.



MANUFACTURING

2/90 has been providing solution-based architectural sign systems for three decades. Today, we're one of the most respected sign manufacturers in the U.S. Our Grand Rapids, Michigan headquarters has 80,000 square feet of office and manufacturing space where experienced sign fabricators work with state-of-the-art equipment and the highest quality materials. Our manufacturing capabilities allow us the flexibility to add signature design elements to all of our product lines. We also offer over 118 standard finishes as well as infinite custom-color possibilities.



INSTALLATION

2/90 signs are installed by skilled, factory-certified personnel. No matter the size of your signs or the complexity of your installation, we provide complete on-site turn-key service to save you time, money and frustration. It's the smartest, most productive way to successfully execute a wayfinding plan throughout your facility.



REORDERING & MAINTENANCE

2/90 has innovative tools in place to support your ever-changing environment. We enable you to make modifications and additions quickly, easily and affordably. We also ensure that your specifications and graphic designs integrate perfectly for a seamless fit!



Table of Contents

INTRODUCTION		EXTERIOR SIGNS	47-53
HOW TO ORDER	4	Post and Single Panel	
EXPRESS! DELIVERY	5-7	How to Calculate a Sign	
2/90 Modular Express Coupons		Pricing Matrix	
Arc Sign Express Coupons		Post and Multiple Panel	
2/90 Modular Workplace Essentials		How to Calculate a Sign	
		Pricing Matrix	
2/90 MODULAR	9-25	Post Styles	
How to Calculate a Sign		Dimensional Letters	
Square Inch Pricing Matrix		SERVICES	55-56
Options		Design	
Functional		Wayfinding	
Decorative		Installation	
Mounts		Maintenance	
End Caps		Leasing	
Paper Refills		SPEC DATA	57-63
Express Coupons		Artwork Requirements	
Other Signs		Colors; Sign and Copy	
Window		Digital Printing; Large Format	
In/Out		Type styles, Compatible with MS Word	
Freestanding		Type styles, Standard	
Triangle			
Small Frame		TERMS OF SALE	64
Large Frame		ORDER FORM	65
Heavy Duty			
Quad			
Common Sign Configurations			
ARC SIGN	27-34		
How to Calculate a Sign			
Square Inch Pricing Matrix			
Options			
Mounts			
Express Coupons			
Other Signs			
Freestanding Light Duty			
Freestanding Monolith			
PLAQUES PLUS/PLAQUES	35-39		
GLOSIGN	41-43		
MISCELLANEOUS SIGNS	45-46		
Dimensional Letters			
Pre-spaced Copy			

EXPRESS!
DELIVERY

2/90
MODULAR

ARC
SIGN

PLAQUES PLUS/
PLAQUES

GLOSIGN

MISCELLANEOUS
SIGNS

EXTERIOR
SIGNS

SERVICES

SPEC
DATA

How to Order

SIGN DIMENSIONS

The first number in a part number indicates height, followed by width. This applies to all product lines. Example: A 2x8 Modular sign is 2" high by 8" wide.

STANDARD AND THIN SIGN PROFILES (2/90 Modular)

Signs may be ordered either Standard or Thin. Standard has a thickness of 9/16" and can accept inserts on one or both sides. Thin has a thickness of 9/32" and accepts inserts on one side. Add a "T" to the end of part number to designate Thin profile. Example: 2x8T

If copy is desired on both sides of a sign, determine the appropriate copy pricing for two sides.

Inserts are side-loading. Magnetic front-loading inserts are available for an upcharge. (Refer to page 12.)

END CAPS (2/90 Modular and Plaques Plus)

Not all standard 2/90 finishes are available on 2/90 Modular Standard, 2/90 Modular Thin or Plaques Plus signs.

MOUNTS

Sign pricing includes mounts at no additional cost (unless otherwise noted).

COPY PRICING

Copy pricing is complete with no need to count characters or lines. If signs are desired without copy, specify them as "Blank".

COPY APPLICATION

Specify "VNL" for vinyl, "SSC" subsurface, "SCREEN" screen print, "LP" laser print, or "ENG" for engraved. ADA options include "TAC" for applied tactile and Raster Braille, "PP" for integral photopolymer and "SSA" for subsurface.

COPY SIZE

Copy size is measured by the height of a "square" capital letter, such as the letter "H". As a rule, the maximum copy height used is 1/2 the size of the insert. Example: 1/2" is the largest copy size recommended for a 1" insert.

COPY CASE

The default is upper and lower characters (U/L). Specify (AC) for all caps or (AL) for all lower case.

COPY STYLE

The default is Helvetica Medium Copy (HMC) unless otherwise specified. Refer to the Typesyles Charts in Specification Data for standard options.

COPY POSITION

Indicate "L" for left, "C" for center, "R" for right and "L/R for left right. Copy may be further defined by adding "U" for upper or "L" for lower. Example: "UL" designates upper left justification.

COLORS

2/90 offers an imaginative palette of standard sign and copy finishes that includes solid and metallic paints, as well as wood-grain and aluminum laminates.

Custom Color Match is available to meet any design plan. Contact Customer Service at 800.777.4310 for pricing.

MATERIALS

Custom sign face materials are available. Contact Customer Service at 800.777.4310 for information.

LOGOS

Logos can be produced in all copy applications except Engraved. Contact Customer Service at 800.777.4310 for logo pricing.

ELECTRONIC MESSAGE SCHEDULES

Electronic message schedules are the preferred submittal format to ensure accuracy. 2/90 accepts Microsoft Word documents or Excel spreadsheets via email, CD or disk.

Express! Delivery

2/90 MODULAR EXPRESS COUPON BOOKS

ARC SIGN EXPRESS COUPON BOOKS

2/90 MODULAR WORKPLACE ESSENTIALS



2/90 Express! Delivery

2/90 MODULAR EXPRESS COUPON BOOKS

CATALOG NUMBER	QTY OF COUPONS	PRICE PER BOOK
RIC-1-MOD	10	\$ 214.73
RIC-2-MOD	25	\$ 499.50
RIC-3-MOD	100	\$1,887.00

- Lead time is 48 hours for redeemed coupons.
- Freight is pre-paid for all items obtained with coupons and shipped within the Continental U.S.
- Coupons are valid for two years from date of purchase.
- Laser/ink jet templates for paper inserts are available at www.290signs.com
- Customized Coupon Books are available; contact Customer Service at 800.777.4310.

Redeem one Coupon for choice of:

- Replacement Insert (RI) up to 24 sq. inches with vinyl or laser-print copy.
- Pre-spaced copy.
- Five sheets of any standard size and color of laser/ink jet paper.

Redeem Two Coupons for choice of:

- Sign up to 24 sq. inches with vinyl or print copy.
- Replacement Inserts (RI) up to 24 sq. inches with subsurface copy.

Redeem Three Coupons for:

- Sign up to 24 sq. inches with subsurface copy.

ARC SIGN EXPRESS COUPON BOOKS

CATALOG NUMBER	QTY OF COUPONS	PRICE PER BOOK
RIC-1-ARC	10	\$ 221.17
RIC-2-ARC	25	\$ 514.49
RIC-3-ARC	100	\$1,943.61

- Lead time is 48 hours for redeemed coupons.
- Freight is pre-paid for all items obtained with coupons and shipped within the Continental U.S.
- Coupons are valid for two years from date of purchase.
- Laser/ink jet templates for paper inserts are available at www.290signs.com
- Customized Coupon Books are available; contact Customer Service at 800.777.4310.

Redeem one Coupon for choice of:

- Replacement Insert (RI) up to 24 sq. inches with vinyl or laser-print copy.
- Pre-spaced copy.
- Five sheets of any standard size and color of laser/ink jet paper.

Redeem two Coupons for choice of:

- Sign up to 24 sq. inches with vinyl or print copy.
- Replacement Inserts (RI) up to 24 sq. inches with subsurface copy.

Redeem three Coupons for:

- Sign up to 24 sq. inches with subsurface copy.

2/90 Modular Workplace Essentials

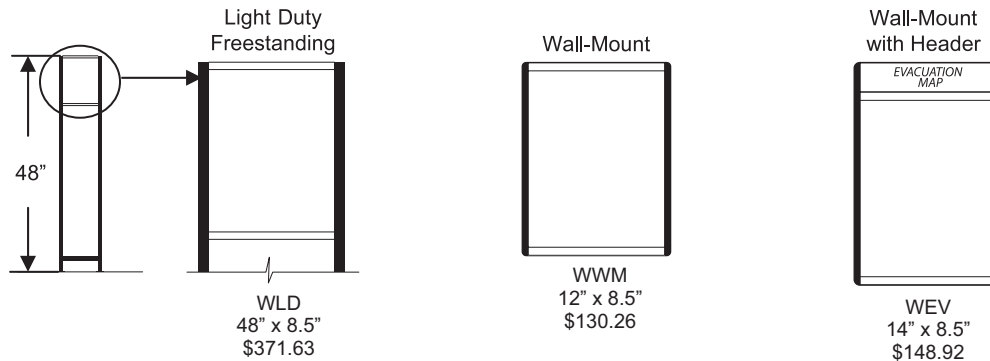
Workstation/Office ID: 2" x 8", 3" x 8", 4" x 8", 5" x 8", 2" x 10", 3" x 10", 4" x 10", 5" x 10"

<p>Anthony Phillips</p> <p>W2x8, W2x10 2" x 8" with vinyl or laser print \$39.84 2" x 10" with vinyl or laser print \$44.40</p>	<p>Anthony Phillips*</p> <p>W3x8SS, W3x10SS 3" x 8" with vinyl or laser print \$77.20 3" x 10" with vinyl or laser print \$88.10</p>	<p>Janet Butterworth</p> <p>Customer Service</p> <p>W4x8, W4x10 4" x 8" with vinyl or laser print \$67.52 4" x 10" with vinyl or laser print \$71.20</p>	<p>Janet Butterworth*</p> <p>Customer Service</p> <p>W5x8SS, W5x10SS 5" x 8" with vinyl or laser print \$99.44 5" x 10" with vinyl or laser print \$115.80</p>
--	---	---	---

For replacement inserts only, order (W2X8INS) - \$20.32 or (W2X10INS) - \$22.00

* These signs have a "Smart Strip" note holder.

Front-Loading Magnetic Window Signs



ADA Compliant – Stair / Restroom: 8" x 6"

<p>STAIRS</p> <p>WSTAIR 8" x 6" \$112.92</p>	<p>MEN</p> <p>WR1 8" x 6" \$112.92</p>	<p>MEN</p> <p>WR2 8" x 6" \$112.92</p>	<p>WOMEN</p> <p>WR3 8" x 6" \$112.92</p>	<p>WOMEN</p> <p>WR4 8" x 6" \$112.92</p>	<p>RESTROOM</p> <p>WR5 8" x 6" \$112.92</p>	<p>RESTROOM</p> <p>WR6 8" x 6" \$112.92</p>
---	---	---	---	---	--	--

Life-Safety: 8" x 6", 10" x 10"

<p>No Smoking</p> <p>WNS 8" x 6" \$85.68</p>	<p>IN CASE OF FIRE USE STAIRS DO NOT USE ELEVATORS</p> <p>WEL 10" x 10" \$148.00</p>
---	---

Conference Room: 4" x 10", 5" x 10"

<p>Conference Room</p> <p>Available <input type="checkbox"/></p> <p>WCR 4" x 10" \$94.50</p>	<p>Conference Room*</p> <p>Available <input type="checkbox"/></p> <p>WCRSS 5" x 10" \$139.10</p>
---	---

Slider reads "Available / In Use" in black HMC on white background.

* This sign has a "Smart Strip" note holder.

Miscellaneous

- Die-cut perforated paper (#WIP2x10 or #WIP2x8 = 1 sheet of four inserts) - \$2.70 (white, cool grey or light neutral).
- 2/90 Express Coupon books - \$214.73 (#CP10), \$499.50 (#CP25), \$1,887.00 (#CP100).
- All signs are Thin profile, except for Light Duty Freestanding Window sign.
- Manufacturing lead-time is five business days upon 2/90's receipt of a complete and accurate order. Credit reimbursement limit is \$1,000 per order.

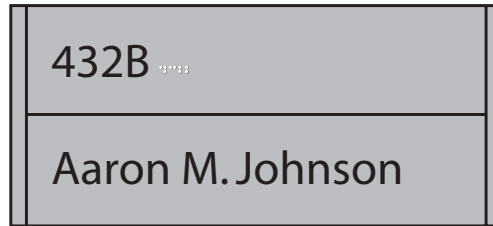


2/90 Modular

List Pricing



2/90 Modular: How to Price a Sign



1. Price Blank Sign:

A. Multiply height by width of entire sign to calculate square inches.

$$4'' \times 6'' = 24 \text{ Sq. In.}$$

B. Locate square inch range on Pricing Matrix and select price. Multiply price by square inches.

$$\$1.67 \times 24 \text{ Sq. In.} = \$ 40.08$$

2. Price Copy Options:

A. Multiply height by width of each insert to calculate square inches per insert.

$$\text{Insert \#1: } 2'' \times 6'' = 12 \text{ Sq. In.}$$

$$\text{Insert \#2: } 2'' \times 6'' = 12 \text{ Sq. In.}$$

B. Locate square inch range on Pricing Matrix and select price for each copy option.

Multiply price by each insert's square inch measurement and total.

$$\text{Insert \#1: } \$3.02 \text{ (ADA)} \times 12 \text{ Sq. In.} = \$ 36.24$$

$$\text{Insert \#2: } \$.75 \text{ (Vinyl)} \times 12 \text{ Sq. In.} = \$ \underline{9.00}$$

$$\$ 45.24$$

3. Sign = Blank Sign + Copy

$$\$85.32 \text{ (List)} = \$ 40.08 + \$45.24$$

2/90 Modular: Square Inch Pricing Matrix

SQUARE INCH PRICING MATRIX

Sign = Blank Sign + Copy Option(s)

Sq. Inch Range	BLANK SIGNS			ADD (+)	COPY OPTIONS		
	Sign (Std or Thin)	Replacement Insert (RI)	Backer (For Glass)		Vinyl Laser Print	Subsurface Silk-Screen Sliding Inserts	ADA Engraved
0-7	\$2.04	\$.73	\$.55		\$1.49	\$3.75	\$5.98
8-11	\$2.04	\$.73	\$.55		\$1.14	\$2.86	\$4.58
12-13	\$2.04	\$.73	\$.55		\$.75	\$1.88	\$3.02
14-16	\$1.87	\$.65	\$.49		\$.62	\$1.53	\$2.46
17-19	\$1.81	\$.64	\$.48		\$.56	\$1.38	\$2.20
20-23	\$1.75	\$.63	\$.47		\$.47	\$1.19	\$1.91
24-29	\$1.67	\$.60	\$.45		\$.45	\$1.14	\$1.82
30-35	\$1.49	\$.52	\$.40		\$.45	\$1.14	\$1.82
36-38	\$1.48	\$.49	\$.37		\$.45	\$1.14	\$1.82
39-43	\$1.31	\$.43	\$.32		\$.44	\$1.11	\$1.78
44-61	\$1.26	\$.43	\$.32		\$.38	\$.96	\$1.52
62-80	\$1.23	\$.40	\$.30		\$.35	\$.88	\$1.40
81-101	\$1.13	\$.36	\$.28		\$.35	\$.88	\$1.40
102-121	\$1.03	\$.33	\$.25		\$.32	\$.79	\$1.28
122-181	\$.88	\$.31	\$.24		\$.32	\$.79	\$1.28
182-241	\$.80	\$.31	\$.24		\$.27	\$.67	\$1.06
242 +	\$.64	\$.26	\$.19		\$.21	\$.49	\$.79

Blank sign price includes:

- Choice of standard ABS, aluminum, wood grain laminate or window insert.
- Structural rail, end caps and mount.

Pricing considerations:

- A Standard sign with copy on both sides incurs a copy charge for both sides.
- Silkscreen pricing is calculated per color. For first piece, use square inch pricing from Silkscreen column. Each additional piece uses square inch pricing equal to 1/2 the vinyl charge. Repeat calculation for each color ordered.
- Two vinyl copy colors on one insert is same price as one vinyl copy color. Add 1/2 the vinyl copy charge for each additional color.
- Two subsurface copy colors on one insert is same price as one subsurface color. Add 1/2 the subsurface copy charge for each additional color.
- Logos are priced separate from copy; contact Customer Service at 800.777.4310.
- For exterior-grade subsurface copy, multiply subsurface by 1.25. For exterior-grade ADA copy multiply ADA by 1.50.
- Large format digital printing is available. Refer to page 60 for details.
- Initial Custom Color-Match fee is \$75 net per color. Subsequent orders under \$1,000 net incur a \$75 net Color-Match set-up charge per color.
- For custom materials, colors and mounting options contact Customer Service at 800.777.4310.

2/90 Modular: Functional & Decorative Options

FUNCTIONAL OPTIONS

CATALOG NUMBER	DESCRIPTION	PRICE
NOEC	End Caps - Notched ¹	\$2.85 per inch of length in notch
TREC	End Caps - Tamper-resistant ²	\$5.67
MAGNET	Magnet (instead of hook on Insert)	1/2 x Blank Replacement Insert (RI) sq. inch price added to price of Blank Sign
PH	Pen Holder	\$9.59
SMART	Smart Strip ³	\$3.40 per inch
SRJ	Structural Rail Joiner (2 3/4")	\$1.35

Pen Holder - specify for Standard or Thin sign.

¹ Available on Slimline End Caps only. Notch location is right side; specify location.

² Available on Standard signs with Slimline, Square Corner, Round Corner and Bullnose End Caps. Available on Thin signs with Slimline, Square Corner, Round Corner, Bullnose or Stepback End Caps.

³ Available on Standard or Thin signs with Slimline, Square Corner or Round Corner End Caps.


DECORATIVE OPTIONS

CATALOG NUMBER	DESCRIPTION	PRICE
AS	Accent Strip	\$1.19 per inch
-	End Caps - Polished	Contact Customer Service at 800.777.4310
-	End Caps - Wood-grain faux finish	Contact Customer Service at 800.777.4310
T-Trim	Trim - Top ¹	\$1.19 per inch
B-Trim	Trim - Bottom ¹	\$1.19 per inch
TB-TRIM	Trim - Top and Bottom ¹	\$2.38 per inch

¹ Specify Round Corner, Angleback, Square Corner or Bullnose trim style.

2/90 Modular: Mounting Options






MOUNTING OPTIONS FOR OFFICE FURNITURE

	NAME/DESCRIPTION	STD	THIN	PRICE
	A PRESSURE SENSITIVE TAPE For smooth, hard surfaces. Not recommended for selected vinyl wall coverings. Can be used with silastic bonding. Sign should not exceed 144 sq. inches.	●	●	Incl. in Blank Sign
	B MAGNETIC For mounting directly onto steel furniture panels, case goods and filing cabinets. Sign should not exceed 144 sq. inches.	●	●	Incl. in Blank Sign
	C HOOK and LOOP For fabric surfaces (male side of hook and loop tape mounts directly onto fabric). Sign should not exceed 144 sq. inches.	●	●	Incl. in Blank Sign
	E PIN For furniture panels upholstered with fabric. Sign should not exceed 144 sq. inches.	●	●	Incl. in Blank Sign
	F HOOK For furniture panels. Clear device hooks over panel top. Standard sign locates 2" down. Thin sign locates 1 1/2" down. Specify panel manufacturer, model and thickness.	●	●	Incl. in Blank Sign
	G FREESTANDING For freestanding surfaces such as desks. Extruded aluminum bracket. Standard sign sits perpendicular to surface; maximum sign height is 4". Thin sign sits at a 30° angle; maximum sign height is 2".	●	●	Incl. in Blank Sign
	H PANEL TOP For top of furniture panel. Extruded aluminum base affixes to panel top with pressure-sensitive tape or magnet. Maximum sign height is 8".	●	●	Incl. in Blank Sign
	O FLEXIBLE UNDER-THE-TOP-CAP For furniture panels. Flexible fabric flange is held in place by panel top cap. Sign locates flush with panel top. Specify black or white.	●	●	Incl. in Blank Sign
	P PANEL / TILE For furniture panels. Aluminum device hooks over panel top or tile and is concealed by either top cap or another tile. Specify panel manufacturer, model and panel thickness.	●	●	Incl. in Blank Sign





Customer is responsible for suitability of mounting option. Testing is recommended prior to use. Contact Customer Service at 800.777.4310 for samples.

2/90 Modular: Mounting Options for Vertical Surfaces & Ceilings

MOUNTING OPTIONS FOR VERTICAL SURFACES

	NAME/DESCRIPTION	STD	THIN	PRICE
	A PRESSURE SENSITIVE TAPE For smooth, hard surfaces. Not recommended for selected vinyl wall coverings. Can be used with silastic bonding. Sign should not exceed 144 sq. inches.	●	●	Incl. in Blank Sign
	B MAGNETIC For steel surfaces. Sign should not exceed 144 sq. inches.	●	●	Incl. in Blank Sign
	D SCREW For rough surfaces such as drywall and brick. Recommended on all wall-mount signs exceeding 144 sq. inches.	●	●	Incl. in Blank Sign
	K PERPENDICULAR For wall surfaces. Sign sits at a 90° angle to wall surface. Sign may not be wider than 15".	●		Incl. in Blank Sign
	L GLASS For backside of glass windows, doors and walls. Clear acrylic bracket affixes to glass with clear pressure-sensitive tape.	●		Incl. in Blank Sign

MOUNTING OPTIONS FOR CEILINGS





	I SUSPENDED CEILING For 1/2" or 1" grid system. Connects with 2" white extruded aluminum brackets; signs appear to "float" below ceiling line. Sign should not exceed 1,440 sq. inches or 150 lbs. Specify grid size.	●		Incl. in Blank Sign
	J HANGING CEILING For high or irregular ceilings. Hang lines tie to rafters, beams, duct work, piping, etc.. Sign should not exceed 1,440 sq. inches or 150 lbs. Hang line not included.	●		Incl. in Blank Sign
	M HANGING CEILING For general purpose ceiling applications. White extruded aluminum bracket mechanically fastens to ceiling. Sign should not exceed 1,440 sq. inches or 150 lbs. Screws not included.	●		Incl. in Blank Sign
	N RIGID POST CEILING For general purpose ceiling applications. 1/2" black aluminum rod sits sign at 6", 12", 18" or 24" from ceiling surface. Sign should not exceed 1,440 sq. inches or 150 lbs. Signs wider than 40" may require more than two posts. Catalog #N6 6" Post Catalog #N12 12" Post Catalog #N18 18" Post Catalog #N24 24" Post	●		\$ 23.34 / Pair \$ 29.71 / Pair \$ 36.07 / Pair \$ 42.44 / Pair

Customer is responsible for suitability of mounting option. Testing is recommended prior to use. Contact Customer Service at 800.777.4310 for samples.

2/90 Modular: End Cap Styles

END CAP STYLES

End caps are included in blank sign price.



2/90 Modular: Paper Refills for Window Inserts & Express Coupon Books

PAPER REFILLS FOR WINDOW INSERTS

CATALOG NUMBER	DESCRIPTION	QTY PER SHEET	CATALOG NUMBER	DESCRIPTION	QTY PER SHEET	PRICE
WIP 1x6	1" x 6"	10	WIP 2x15	2" x 15"	4	\$2.70 per sheet Specify: Cool Grey, Light Neutral or White
WIP 1x7	1" x 7"	10	WIP 3x6	3" x 6"	3	
WIP 1x8	1" x 8"	10	WIP 3x8	3" x 8"	3	
WIP 1x9	1" x 9"	10	WIP 3x9	3" x 9"	2	
WIP 1x10	1" x 10"	8	WIP 3x10	3" x 10"	2	
WIP 1x12	1" x 12"	8	WIP 3x12	3" x 12"	2	
WIP 1x15	1" x 15"	8	WIP 4x6	4" x 6"	2	
WIP 2x6	2" x 6"	5	WIP 4x8	4" x 8"	2	
WIP 2x7	2" x 7"	5	WIP 4x9	4" x 9"	2	
WIP 2x8	2" x 8"	5	WIP 4x10	4" x 10"	2	
WIP 2x9	2" x 9"	4	WIP 4x12	4" x 12"	2	
WIP 2x10	2" x 10"	4	WIP 8 1/2x11	8 1/2" x 11"	1	
WIP 2x12	2" x 12"	4	WIP 11x17	11 x 17	1	

EXPRESS COUPON BOOKS

CATALOG NUMBER	QTY OF COUPONS	PRICE PER BOOK
RIC-I-MOD	10	\$ 214.73
RIC-2-MOD	25	\$ 499.50
RIC-3-MOD	100	\$1,887.00

- Lead time is 48 hours for redeemed coupons.
- Freight is pre-paid for all items obtained with coupons and shipped within the Continental U.S.
- Coupons are valid for two years from date of purchase.
- Laser/ink jet templates for paper inserts are available at www.290signs.com
- Customized Coupon Books are available; contact Customer Service at 800.777.4310.

Redeem One Coupon for choice of:

- Replacement Insert (RI) up to 24 sq. Inches with vinyl or laser-print copy.
- Pre-spaced Copy.
- Five sheets of any standard size and color of laser/ink jet paper.

Redeem Two Coupons for choice of:

- Sign up to 24 sq. inches with vinyl or print copy.
- Replacement Inserts (RI) up to 24 sq. inches with subsurface copy.

Redeem Three Coupons for:

- Sign up to 24 sq. inches with subsurface copy.

2/90 Modular: Window Signs, In/Out Signs & Freestanding Signs

WINDOW SIGNS

CATALOG NUMBER	DESCRIPTION	OVERALL SIZE (HxW)	HOOK	MAGNETIC
WSV	Vertical Window	12" x 8 1/2"	\$104.21	\$130.26
WSH	Horizontal Window	10" x 11"	\$112.38	\$140.47
WSV-RI	Vertical Replacement Window	12" x 8 1/2"	\$ 33.58	\$ 41.98
WSH-RI	Horizontal Replacement Window	10" x 11"	\$ 36.22	\$ 45.27

- Specify Hook ("HOOK") or Magnetic ("MAG") when ordering. Example: WSV-MAG.
- Custom sizes are available. Calculate per the Square Inch Pricing Matrix for Blank Sign with Vinyl Copy for Hook. Add 50% of Blank Insert price for custom size Magnetic.

IN/OUT SIGNS

CATALOG NUMBER	DESCRIPTION	SIZE (HxW)	BLANK SIGN	VINYL COPY	TOTAL PRICE
IO-SI	In/Out Sign	12" x 20"	\$287.20	\$105.03	\$392.23
IO-SE	In/Out Sign Extender	4" x 20"	\$114.89	\$ 37.35	\$152.24
IO-NO	In/Out Sign Note Option	12" x 5"	\$ 62.43	N/A	\$ 62.43
IO-NE	In/Out Sign Note Extender	4" x 5"	\$ 34.96	N/A	\$ 34.96

FREESTANDING SIGNS (Stand Only - Sign Priced Separately)

CATALOG NUMBER	DESCRIPTION	SIGN WIDTH			
		8 1/2" - 10 1/2"	11" - 20"	21" - 30"	31" - 40"
FS-LD BLACK	Light Duty (Black)	\$249.74	\$275.42	N/A	N/A
FS-LD PAINT	Light Duty (Painted)	\$312.18	\$344.28	N/A	N/A
FS-MD BLACK	Medium Duty (Black)	N/A	\$343.40	\$374.61	\$405.83
FS-MD PAINT	Medium Duty (Painted)	N/A	\$429.25	\$468.26	\$507.29
FS-HD BLACK	Heavy Duty (Black)	N/A	N/A	\$561.91	\$593.13
FS-HD PAINT	Heavy Duty (Painted)	N/A	N/A	\$702.39	\$741.41

- Casters are available on Medium Duty. Add \$43.13 per sign.
- Light Duty and Medium Duty ship knocked-down. Add \$75 Net crating fee if sign is ordered assembled.
- Heavy Duty ships assembled. Add \$75 Net crating fee per sign (multiple signs may reduce fee).
- Assembled Medium Duty and Heavy Duty ship by common carrier; additional costs apply.

2/90 Modular: Triangle, Small Frame, Large Frame, Heavy Duty and Quad

TRIANGLE SIGN

CATALOG NUMBER	DESCRIPTION	SATIN ANODIZED ALUMINUM	PAINTED ALUMINUM	ADD +	COPY PRICE
TRI	2" high blank sign with ABS end caps	\$6.53 per inch	\$8.87 per inch		Use Square Inch Pricing Matrix

Price includes choice of ABS, aluminum or woodgrain laminate inserts.

SMALL FRAME SIGN

CATALOG NUMBER	DESCRIPTION	SATIN ANODIZED ALUMINUM	PAINTED ALUMINUM	ADD +	SIGN PRICE
SF	Frame with glass	\$1.19 / Linear Inch (Calculate 4 sides)	\$1.43 / Linear Inch (Calculate 4 sides)		Use Square Inch Pricing Matrix for Blank Sign+Copy

LARGE FRAME SIGN

CATALOG NUMBER	DESCRIPTION	SATIN ALUMINUM	PAINTED ALUMINUM	WOOD VENEER	ADD +	SIGN PRICE
LF-SO	Frame only	\$1.80/Linear Inch	\$2.38/Linear Inch	\$2.65/Linear Inch		Use Square Inch Pricing Matrix for Blank Sign+Copy
LF-SG	Frame with glass	\$2.38/Linear Inch	\$2.77/Linear Inch	\$3.25/Linear Inch		
FF-SO	Frame with mitered corners	\$1.97/Linear Inch	\$2.62/Linear Inch	\$2.92/Linear Inch		
FF-SG	Frame with mitered corners and glass	\$2.62/Linear Inch	\$3.04/Linear Inch	\$3.58/Linear Inch		

HEAVY DUTY SIGN

CATALOG NUMBER	DESCRIPTION	SERIES 2 (S2)	ADD +	SIGN PRICE	SERIES 3 (S3)
HD-SC	Frame Trim - Square Corner	\$ 1.12/Inch (Sign Width)		Use Square Inch Pricing Matrix for Blank Sign+Copy.	Pricing for Series 3 is by quotation. Contact Customer Service at 800.777.4310.
HD-RC	Frame Trim - Round Corner	\$ 1.12/Inch (Sign Width)			
HD-BN	Frame Trim - Bullnose	\$ 1.12/Inch (Sign Width)			
WM	Mount - Wall	\$.24/Inch (Sign Width)		Double Blank Sign Price.	
PM	Mount - Perpendicular	\$ 3.37/Inch (Sign Height)			
HM	Mount - Hanging (Cable Not Included)	\$25.31			
HMCC	Mount - Hanging Cable Cover	\$ 3.37/Inch per Cable			

To order, specify suffix of S2 or S3 after Catalog Number. Indicate Mount type.

QUAD SIGN

CATALOG NUMBER	DESCRIPTION	PRICE
QUAD	Four-sided sign with radius corners. Enclosed top and bottom.	Refer to Square Inch Pricing Matrix to price Blank Sign and Copy; multiply Blank Sign by 4.35. Calculate appropriate costs for all sides containing copy.

2/90 Modular: Common Sign Configurations (Blank Sign Prices Only)**6" WIDE**

CATALOG NUMBER	SQ. INCHES	PRICE PER SQ. INCH	SIGN PRICE	QTY. INSERT(S)
2x6A	12	\$2.04	\$ 24.48	(1) 2x6
2x6B	12	\$2.04	\$ 24.48	(2) 1x6
3x6A	18	\$1.81	\$ 32.58	(1) 3x6
3x6B	18	\$1.81	\$ 32.58	(3) 1x6
4x6A	24	\$1.67	\$ 40.08	(1) 4x6
4x6B	24	\$1.67	\$ 40.08	(2) 2x6
4x6C	24	\$1.67	\$ 40.08	(4) 1x6
4x6D	24	\$1.67	\$ 40.08	(1) 2x6 (2) 1x6
6x6S	36	\$1.48	\$ 53.28	(1) 6x6

6" WIDE

CATALOG NUMBER	SQ. INCHES	PRICE PER SQ. INCH	SIGN PRICE	QTY. INSERT(S)
6x6A	36	\$1.48	\$ 53.28	(2) 3x6
6x6B	36	\$1.48	\$ 53.28	(1) 2x6 (1) 4x6
6x6C	36	\$1.48	\$ 53.28	(1) 5x6 (1) 1x6 Slider
6x6D	36	\$1.48	\$ 53.28	(1) 2x6 (4) 1x6
6x6E	36	\$1.48	\$ 53.28	(6) 1x6
6x6F	36	\$1.48	\$ 53.28	(3) 2x6
8x6S	48	\$1.26	\$ 60.48	(1) 8x6
8x6A	48	\$1.26	\$ 60.48	(1) 6x6 (1) 2x6
8x6C	48	\$1.26	\$ 60.48	(1) 7x6 (1) 1x6 Slider

8" WIDE

CATALOG NUMBER	SQ. INCHES	PRICE PER SQ. INCH	SIGN PRICE	QTY. INSERT(S)
2x8A	16	\$1.87	\$ 29.92	(1) 2x8 Insert
2x8B	16	\$1.87	\$ 29.92	(2) 1x8 inserts
2x8C	16	\$1.87	\$ 29.92	1) 1x8 Insert (1) 1x8 Slider
3x8A	24	\$1.67	\$ 40.08	(1) 3x8 Insert
3x8B	24	\$1.67	\$ 40.08	(3) 1x8 Inserts
3x8C	24	\$1.67	\$ 40.08	(1) 2x8 Insert (1) 1x8 Slider
4x8A	32	\$1.49	\$ 47.68	(1) 4x8 Insert
4x8B	32	\$1.49	\$ 47.68	(2) 2x8 Insert
4x8C	32	\$1.49	\$ 47.68	(1) 2x8 Insert (2) 1x8 Inserts
4x8D	32	\$1.49	\$ 47.68	(4) 1x8 Inserts
4x8F	32	\$1.49	\$ 47.68	(1) 3x8 Insert (1) 1x8 Slider
6x8S	48	\$1.26	\$ 60.48	(1) 6x8 Insert
6x8A	48	\$1.26	\$ 60.48	(3) 2x8 Inserts

8" WIDE

CATALOG NUMBER	SQ. INCHES	PRICE PER SQ. INCH	SIGN PRICE	QTY. INSERT(S)
6x8B	48	\$1.26	\$ 60.48	(1) 2x8 Insert (4) 1x8 Inserts
6x8C	48	\$1.26	\$ 60.48	(6) 1x8 Inserts
6x8D	48	\$1.26	\$ 60.48	(1) 5x8 Insert (1) 1x8 Slider
6x8E	48	\$1.26	\$ 60.48	(2) 3x8 Inserts
8x8S	64	\$1.23	\$ 78.72	(1) 8x8 Insert
8x8A	64	\$1.23	\$ 78.72	(2) 4x8 Inserts
8x8B	64	\$1.23	\$ 78.72	(1) 4x8 Insert (2) 2x8 Inserts
8x8C	64	\$1.23	\$ 78.72	(4) 2x8 Inserts
8x8E	64	\$1.23	\$ 78.72	(1) 4x8 Inserts (4) 1x8 Inserts
8x8F	64	\$1.23	\$ 78.72	(1) 2x8 Inserts (6) 1x8 Inserts
8x8G	64	\$1.23	\$ 78.72	(8) 1x8 Inserts
8x8H	64	\$1.23	\$ 78.72	(1) 6x8 Inserts (1) 2x8 Inserts

2/90 Modular: Common Sign Configurations (Blank Sign Prices Only)

9" WIDE

CATALOG NUMBER	SQ. INCHES	PRICE PER SQ. INCH	SIGN PRICE	QTY. INSERT(S)
2x9A	18	\$1.81	\$ 32.58	(1) 2x9
2x9B	18	\$1.81	\$ 32.58	(2) 1x9
2x9C	18	\$1.81	\$ 32.58	(1) 1x9 (1) 1x9 Slider
2x9D	18	\$1.81	\$ 32.58	(1) 2x3 (1) 2x6
2x9E	18	\$1.81	\$ 32.58	(1) 2x3 (2) 1x6
3x9A	27	\$1.67	\$ 45.09	(1) 3x9
3x9B	27	\$1.67	\$ 45.09	(3) 1x9
3x9C	27	\$1.67	\$ 45.09	(1) 2x9 (1) 1x9 Slider
4x9A	36	\$1.48	\$ 53.28	(1) 4x9
4x9B	36	\$1.48	\$ 53.28	(2) 2x9
4x9C	36	\$1.48	\$ 53.28	(1) 2x9 (2) 1x9
4x9D	36	\$1.48	\$ 53.28	(4) 1x9
4x9F	36	\$1.48	\$ 53.28	(1) 3x9 (1) 1x9 Slider
6x9S	54	\$1.26	\$ 68.04	(1) 6x9

9" WIDE

CATALOG NUMBER	SQ. INCHES	PRICE PER SQ. INCH	SIGN PRICE	QTY. INSERT(S)
6x9A	54	\$1.26	\$ 68.04	(2) 3x9
6x9C	54	\$1.26	\$ 68.04	(1) 5x9 (1) 1x9 Slider
8x9S	72	\$1.23	\$ 88.56	(1) 8x9
8x9A	72	\$1.23	\$ 88.56	(2) 4x9
8x9B	72	\$1.23	\$ 88.56	(1) 4x9 (2) 2x9
8x9C	72	\$1.23	\$ 88.56	(4) 2x9
8x9E	72	\$1.23	\$ 88.56	(1) 4x9 (4) 1x9
8x9F	72	\$1.23	\$ 88.56	(1) 2x9 (6) 1x9
8x9G	72	\$1.23	\$ 88.56	(8) 1x9
9x9S	81	\$1.13	\$ 91.53	(1) 9x9
9x9A	81	\$1.13	\$ 91.53	(3) 3x9
9x9B	81	\$1.13	\$ 91.53	(1) 3x9 (6) 1x9
9x9C	81	\$1.13	\$ 91.53	(9) 1x9

10" WIDE

CATALOG NUMBER	SQ. INCHES	PRICE PER SQ. INCH	SIGN PRICE	QTY. INSERT(S)
2x10A	20	\$1.75	\$ 35.00	(1) 2x10
2x10B	20	\$1.75	\$ 35.00	(2) 1x10
2x10C	20	\$1.75	\$ 35.00	(1) 1x10 (1) 1x10 Slider
2x10D	20	\$1.75	\$ 35.00	(1) 2x3 (1) 2x7
2x10E	20	\$1.75	\$ 35.00	(1) 2x3 (2) 1x7
3x10A	30	\$1.49	\$ 44.70	(1) 3x10
3x10B	30	\$1.49	\$ 44.70	(3) 1x10
3x10C	30	\$1.49	\$ 44.70	(1) 2x10 (1) 1x10 Slider
4x10A	40	\$1.31	\$ 52.40	(1) 4x10
4x10B	40	\$1.31	\$ 52.40	(2) 2x10
4x10C	40	\$1.31	\$ 52.40	(1) 2x10 (2) 1x10
4x10D	40	\$1.31	\$ 52.40	(4) 1x10
4x10F	40	\$1.31	\$ 52.40	(1) 3x10 (1) 1x10 Slider

10" WIDE

CATALOG NUMBER	SQ. INCHES	PRICE PER SQ. INCH	SIGN PRICE	QTY. INSERT(S)
6x10E	60	\$1.26	\$ 75.60	(2) 3x10
8x10S	80	\$1.23	\$ 98.40	(1) 8x10
8x10A	80	\$1.23	\$ 98.40	(2) 4x10
8x10B	80	\$1.23	\$ 98.40	(1) 4x10 (2) 2x10
8x10C	80	\$1.23	\$ 98.40	(4) 2x10
8x10E	80	\$1.23	\$ 98.40	(1) 4x10 (4) 1x10
8x10F	80	\$1.23	\$ 98.40	(1) 2x10 (6) 1x10
8x10G	80	\$1.23	\$ 98.40	(8) 1x10
9x10S	90	\$1.13	\$101.70	(1) 9x10
9x10A	90	\$1.13	\$101.70	(3) 3x10
9x10B	90	\$1.13	\$101.70	(1) 3x10 (6) 1x10
9x10C	90	\$1.13	\$101.70	(9) 1x10
10x10S	100	\$1.13	\$113.00	(1) 10x10

2/90 Modular: Common Sign Configurations (Blank Sign Prices Only)**10" WIDE**

CATALOG NUMBER	SQ. INCHES	PRICE PER SQ. INCH	SIGN PRICE	QTY. INSERT(S)
6x10S	60	\$1.26	\$ 75.60	(1) 6x10
6x10A	60	\$1.26	\$ 75.60	(3) 2x10
6x10B	60	\$1.26	\$ 75.60	(1) 2x10 (4) 1x10
6x10C	60	\$1.26	\$ 75.60	(6) 1x10
6x10D	60	\$1.26	\$ 75.60	(1) 5x10 (1) 1x10 Slider

10" WIDE

CATALOG NUMBER	SQ. INCHES	PRICE PER SQ. INCH	SIGN PRICE	QTY. INSERT(S)
10x10B	100	\$1.13	\$113.00	(1) 4x10 (3) 2x10
10x10C	100	\$1.13	\$113.00	(5) 2x10
10x10D	100	\$1.13	\$113.00	(1) 4x10 (6) 1x10
10x10E	100	\$1.13	\$113.00	(1) 2x10 (8) 1x10
10x10F	100	\$1.13	\$113.00	(10) 1x10

12" WIDE

CATALOG NUMBER	SQ. INCHES	PRICE PER SQ. INCH	SIGN PRICE	QTY. INSERT(S)
2x12A	24	\$1.67	\$ 40.08	(1) 2x12
2x12B	24	\$1.67	\$ 40.08	(2) 1x12
2x12C	24	\$1.67	\$ 40.08	(1) 2x4 (1) 2x8
2x12D	24	\$1.67	\$ 40.08	(1) 2x4 (2) 1x8
3x12A	36	\$1.48	\$ 53.28	(1) 3x12
3x12B	36	\$1.48	\$ 53.28	(3) 1x12
4x12A	48	\$1.26	\$ 60.48	(1) 4x12
4x12B	48	\$1.26	\$ 60.48	(2) 2x12
4x12C	48	\$1.26	\$ 60.48	(1) 2x12 (2) 1x12
4x12D	48	\$1.26	\$ 60.48	(4) 1x12
4x12E	48	\$1.26	\$ 60.48	(1) 4x4 (1) 4x8
4x12F	48	\$1.26	\$ 60.48	(1) 4x4 (2) 2x8
4x12G	48	\$1.26	\$ 60.48	(1) 4x4 (4) 1x8
4x12H	48	\$1.26	\$ 60.48	(1) 3x12 (1) 1x12 Slider
6x12S	72	\$1.23	\$ 88.56	(1) 6x12
6x12A	72	\$1.23	\$ 88.56	(3) 2x12
6x12B	72	\$1.23	\$ 88.56	(1) 2x12 (4) 1x12
6x12C	72	\$1.23	\$ 88.56	(6) 1x12
6x12E	72	\$1.23	\$ 88.56	(2) 3x12
8x12S	96	\$1.13	\$108.48	(1) 8x12
8x12A	96	\$1.13	\$108.48	(2) 4x12
8x12B	96	\$1.13	\$108.48	(1) 4x12 (2) 2x12

12" WIDE

CATALOG NUMBER	SQ. INCHES	PRICE PER SQ. INCH	SIGN PRICE	QTY. INSERT(S)
8x12C	96	\$1.13	\$108.48	(4) 2x12
8x12E	96	\$1.13	\$108.48	(1) 4x12 (4) 1x12
8x12F	96	\$1.13	\$108.48	(1) 2x12 (6) 1x12
8x12G	96	\$1.13	\$108.48	(8) 1x12
9x12S	108	\$1.03	\$111.24	(1) 9x12
9x12A	108	\$1.03	\$111.24	(3) 3x12
9x12B	108	\$1.03	\$111.24	(1) 3x12 (6) 1x12
10x12S	120	\$1.03	\$123.60	(1) 10x12
10x12B	120	\$1.03	\$123.60	(1) 4x12 (3) 2x12
10x12C	120	\$1.03	\$123.60	(5) 2x12
10x12D	120	\$1.03	\$123.60	(1) 4x12 (6) 1x12
10x12E	120	\$1.03	\$123.60	(1) 2x12 (6) 1x12
10x12F	120	\$1.03	\$123.60	(10) 1x12
12x12S	144	\$.88	\$126.72	(1) 12x12
12x12A	144	\$.88	\$126.72	(3) 4x12
12x12B	144	\$.88	\$126.72	(1) 4x12 (4) 2x12
12x12C	144	\$.88	\$126.72	(6) 2x12
12x12D	144	\$.88	\$126.72	(1) 4x12 (8) 1x12
12x12E	144	\$.88	\$126.72	(1) 2x12 (10) 1x12
12x12F	144	\$.88	\$126.72	(12) 1x12
12x12G	144	\$.88	\$126.72	(2) 6x12
12x12H	144	\$.88	\$126.72	(4) 3x12

2/90 Modular: Common Sign Configurations (Blank Sign Prices Only)

15" WIDE

CATALOG NUMBER	SQ. INCHES	PRICE PER SQ. INCH	SIGN PRICE	QTY. INSERT(S)
2x15A	30	\$1.49	\$ 44.70	(1) 2x15
2x15B	30	\$1.49	\$ 44.70	(1) 2x3 (2) 1x10
2x15C	30	\$1.49	\$ 44.70	(2) 1x15
2x15D	30	\$1.49	\$ 44.70	(1) 2x5 (1) 2x10
3x15A	45	\$1.26	\$ 56.70	(1) 3X15
3X15B	45	\$1.26	\$ 56.70	(3) 1x15
4x15A	60	\$1.26	\$ 75.60	(1) 4x15
4x15B	60	\$1.26	\$ 75.60	(2) 2x15
4x15B	60	\$1.26	\$ 75.60	(1) 4x5 (2) 2x10
4x15D	60	\$1.26	\$ 75.60	(1) 4x5 (4) 1x10
4x15E	60	\$1.26	\$ 75.60	(4) 1x15
4x15F	60	\$1.26	\$ 75.60	(1) 4x5 (1) 4x10
4x15G	60	\$1.26	\$ 75.60	(1) 2x15 (2) 1x15
4x15H	60	\$1.26	\$ 75.60	(1) 4x5 (1) 2x10 (2) 1x10
6x15S	90	\$1.13	\$101.70	(1) 6x15
6x15A	90	\$1.13	\$101.70	(3) 2x15
6x15B	90	\$1.13	\$101.70	(1) 2x15 (4) 1x15
6x15C	90	\$1.13	\$101.70	(6) 1x15
6x15D	90	\$1.13	\$101.70	(2) 3x15
8x15S	120	\$1.03	\$123.60	(1) 8x15
8x15A	120	\$1.03	\$123.60	(2) 4x15
8x15B	120	\$1.03	\$123.60	(1) 4x15 (2) 2x15

15" WIDE

CATALOG NUMBER	SQ. INCHES	PRICE PER SQ. INCH	SIGN PRICE	QTY. INSERT(S)
8x15C	120	\$1.03	\$123.60	(4) 2x15
8x15D	120	\$1.03	\$123.60	(1) 4x15 (4) 1x15
8x15E	120	\$1.03	\$123.60	(1) 2x15 (6) 1x15
8x15F	120	\$1.03	\$123.60	(8) 1x15
9x15S	135	\$.88	\$118.80	(1) 9x15
9x15A	135	\$.88	\$118.80	(3) 3x15
9x15B	135	\$.88	\$118.80	(1) 3x15 (6) 1x15
10x15S	150	\$.88	\$132.00	(1) 10x15
10x15B	150	\$.88	\$132.00	(1) 4x15 (3) 2x15
10x15C	150	\$.88	\$132.00	(5) 2x15
10x15D	150	\$.88	\$132.00	(1) 4x15 (6) 1x15
10x15E	150	\$.88	\$132.00	(1) 2x15 (8) 1x15
10x15F	150	\$.88	\$132.00	(10) 1x15
12x15S	180	\$.88	\$158.40	(1) 12x15
12x15A	180	\$.88	\$158.40	(3) 4x15
12x15B	180	\$.88	\$158.40	(1) 4x15 (4) 2x15
12x15C	180	\$.88	\$158.40	(6) 2x15
12x15D	180	\$.88	\$158.40	(1) 4x15 (8) 1x15
12x15E	180	\$.88	\$158.40	(1) 2x15 (10) 1x15
12x15F	180	\$.88	\$158.40	(12) 1x15
12x15G	180	\$.88	\$158.40	(2) 6x15
12x15H	180	\$.88	\$158.40	(4) 3x15

2/90 Modular: Common Sign Configurations (Blank Sign Prices Only)

20" WIDE

CATALOG NUMBER	SQ. INCHES	PRICE PER SQ. INCH	SIGN PRICE	QTY. INSERT(S)
2x20A	40	\$1.31	\$ 52.40	(1) 2x20
2x20B	40	\$1.31	\$ 52.40	(2) 1x20
2x20C	40	\$1.31	\$ 52.40	(1) 2x5 (1) 2x15
2x20D	40	\$1.31	\$ 52.40	(1) 2x5 (2) 1x15
3x20A	60	\$1.26	\$ 75.60	(1) 3x20
3x20B	60	\$1.26	\$ 75.60	(3) 1x20
4x20A	80	\$1.23	\$ 98.40	(1) 4x20
4x20B	80	\$1.23	\$ 98.40	(2) 2x20
4x20C	80	\$1.23	\$ 98.40	(1) 4x5 (2) 2x15
4x20E	80	\$1.23	\$ 98.40	(1) 4x5 (4) 1x15
4x20F	80	\$1.23	\$ 98.40	(1) 4x5 (1) 4x15
4x20G	80	\$1.23	\$ 98.40	(1) 2x20 (2) 1x20
4x20H	80	\$1.23	\$ 98.40	(1) 4x5 (1) 2x15 (2) 1x15
4x20J	80	\$1.23	\$ 98.40	(4) 1x20
6x20S	120	\$1.03	\$123.60	(1) 6x20
6x20A	120	\$1.03	\$123.60	(3) 2x20
6x20B	120	\$1.03	\$123.60	(6) 1x10 Column 1 (6) 1x10 Column 2
6x20C	120	\$1.03	\$123.60	(1) 2x20 (4) 1x20
6x20D	120	\$1.03	\$123.60	(1) 2x20 Header (4) 1x10 Column 1 (4) 1x10 Column 2
6x20E	120	\$1.03	\$123.60	(6) 1x20
6x20F	120	\$1.03	\$123.60	(2) 3x20
8x20S	160	\$.88	\$140.80	(1) 8x20
8x20A	160	\$.88	\$140.80	(2) 4x20
8x20B	160	\$.88	\$140.80	(1) 4x20 (2) 2x20
8x20C	160	\$.88	\$140.80	(4) 2.x20
8x20D	160	\$.88	\$140.80	(1) 4x20 Header (4) 1x10 Column 1 (4) 1x10 Column 2
8x20E	160	\$.88	\$140.80	(1) 4x20 (4) 1x20
8x20F	160	\$.88	\$140.80	(1) 2x20 Header (6) 1x10 Column 1 (6) 1x10 Column 2

20" WIDE

CATALOG NUMBER	SQ. INCHES	PRICE PER SQ. INCH	SIGN PRICE	QTY. INSERT(S)
8x20G	160	\$.88	\$140.80	(1) 2x20 (6) 1x20
8x20H	160	\$.88	\$140.80	(8) 1x10 Column 1 (8) 1x10 Column 2
8x20J	160	\$.88	\$140.80	(8) 1x20
9x20S	180	\$.88	\$158.40	(1) 9x20
9x20A	180	\$.88	\$158.40	(3) 3x20
9x20B	180	\$.88	\$158.40	(1) 3x20 (6) 1x20
10x20S	200	\$.80	\$160.00	(1) 10x20
10x20B	200	\$.80	\$160.00	(1) 4x20 (3) 2x20
10x20C	200	\$.80	\$160.00	(5) 2x20
10x20D	200	\$.80	\$160.00	(1) 4x20 (6) 1x20
10x20E	200	\$.80	\$160.00	(1) 2x20 (8) 1x20
10x20F	200	\$.80	\$160.00	(10) 1x20
10x20G	200	\$.80	\$160.00	(1) 4x20 Header (6) 1x10 Column 1 (6) 1x10 Column 2
10x20H	200	\$.80	\$160.00	(1) 2x20 Header (8) 1x10 Column 1 (8) 1x10 Column 2
10x20J	200	\$.80	\$160.00	(10) 1x10 Column 1 (10) 1x10 Column 2
12x20S	240	\$.80	\$192.00	(1) 12x20
12x20A	240	\$.80	\$192.00	(3) 4x20
12x20B	240	\$.80	\$192.00	(1) 4x20 (4) 2x20
12x20C	240	\$.80	\$192.00	(6) 2x20
12x20D	240	\$.80	\$192.00	(1) 2x20 Header (10) 1x10 Column 1 (10) 1x10 Column 2
12x20E	240	\$.80	\$192.00	(12) 1x10 Column 1 (12) 1x10 Column 2
12x20F	240	\$.80	\$192.00	(1) 4x20 (8) 1x20
12x20G	240	\$.80	\$192.00	(1) 4x20 Header (8) 1x10 Column 1 (8) 1x10 Column 2
12x20H	240	\$.80	\$192.00	(1) 2x20 (10) 1x20
12x20J	240	\$.80	\$192.00	(12) 1x20
12x20K	240	\$.80	\$192.00	(2) 6x20
12x20L	240	\$.80	\$192.00	(4) 3x20

EXPRESS!
DELIVERY

2/90
MODULAR

ARC
SIGN

PLAQUES PLUS/
PLAQUES

GLOSIGN

MISCELLANEOUS
SIGNS

EXTERIOR
SIGNS

SERVICES

SPEC
DATA

2/90 Modular: Common Sign Configurations (Blank Sign Prices Only)

30" WIDE

CATALOG NUMBER	SQ. INCHES	PRICE PER SQ. INCH	SIGN PRICE	QTY. INSERT(S)
2x30A	60	\$1.26	\$ 75.60	(2) 2x15
2x30B	60	\$1.26	\$ 75.60	(2) 1x15 Column 1 (2) 1x15 Column 2
2x30C	60	\$1.26	\$ 75.60	(1) 2x30
2x30D	60	\$1.26	\$ 75.60	(2) 1x30
3x30A	90	\$1.13	\$101.70	(1) 3x30
3x30B	90	\$1.13	\$101.70	(3) 1x30
4x30A	120	\$1.03	\$123.60	(1) 4x30
4x30B	120	\$1.03	\$123.60	(2) 2x15 Column 1 (2) 2x15 Column 2
4x30C	120	\$1.03	\$123.60	(4) 1x15 Column 1 (4) 1x15 Column 2
4x30D	120	\$1.03	\$123.60	(2) 2x30
4x30E	120	\$1.03	\$123.60	(1) 2x30 (2) 1x30
4x30F	120	\$1.03	\$123.60	(1) 2x30 Header (2) 1x15 Column 1 (2) 1x15 Column 2
4x30G	120	\$1.03	\$123.60	(4) 1x30
6x30S	180	\$.88	\$158.40	(1) 6x30
6x30A	180	\$.88	\$158.40	(3) 2x15 Column 1 (3) 2x15 Column 2
6x30B	180	\$.88	\$158.40	(6) 1x15 Column 1 (6) 1x15 Column 2
6x30C	180	\$.88	\$158.40	(3) 2x30
6x30D	180	\$.88	\$158.40	(1) 2x30 (4) 1x30
6x30E	180	\$.88	\$158.40	(1) 2x30 Header (4) 1x15 Column 1 (4) 1x15 Column 2
6x30F	180	\$.88	\$158.40	(6) 1x30
6x30G	180	\$.88	\$158.40	(2) 3x30
8x30S	240	\$.80	\$192.00	(1) 8x30
8x30A	240	\$.80	\$192.00	(2) 4x30
8x30B	240	\$.80	\$192.00	(1) 4x30 Header (2) 2x15 Column 1 (2) 2x15 Column 2
8x30C	240	\$.80	\$192.00	(4) 2x15 Column 1 (4) 2x15 Column 2
8x30D	240	\$.80	\$192.00	(1) 4x30 Header (4) 1x15 Column 1 (4) 1x15 Column 2
8x30E	240	\$.80	\$192.00	(8) 1x15 Column 1 (8) 1x15 Column 2

30" WIDE

CATALOG NUMBER	SQ. INCHES	PRICE PER SQ. INCH	SIGN PRICE	QTY. INSERT(S)
8x30F	240	\$.80	\$192.00	(1) 4x30 (2) 2x30
8x30G	240	\$.80	\$192.00	(4) 2x30
8x30H	240	\$.80	\$192.00	(1) 4x30 (4) 1x30
8x30J	240	\$.80	\$192.00	(1) 2x30 (6) 1x30
8x30K	240	\$.80	\$192.00	(8) 1x30
8x30L	240	\$.80	\$192.00	(1) 2x30 Header (6) 1x15 Column 1 (6) 1x15 Column 2
9x30S	270	\$.64	\$172.80	(1) 9x30
9x30A	270	\$.64	\$172.80	(3) 3x30
10x30S	300	\$.64	\$192.00	(1) 10x30
10x30B	300	\$.64	\$192.00	(1) 4x30 (3) 3x30
10x30C	300	\$.64	\$192.00	(5) 2x30
10x30D	300	\$.64	\$192.00	(1) 4x30 (6) 1x30
10x30E	300	\$.64	\$192.00	(1) 2x30 (8) 1x30
10x30F	300	\$.64	\$192.00	(10) 1x30
10x30G	300	\$.64	\$192.00	(1) 4x30 Header (3) 2x15 Column 1 (3) 2x15 Column 2
10x30H	300	\$.64	\$192.00	(5) 2x15 Column 1 (5) 2x15 Column 2
10x30J	300	\$.64	\$192.00	(1) 4x30 Header (6) 1x15 Column 1 (6) 1x15 Column 2
10x30K	300	\$.64	\$192.00	(1) 2x30 Header (8) 1x15 Column 1 (8) 1x15 Column 2
10x30L	300	\$.64	\$192.00	(10) 1x15 Column 1 (10) 1x15 Column 2
12x30S	360	\$.64	\$230.40	(1) 12x30
12x30A	360	\$.64	\$230.40	(3) 4x30
12x30B	360	\$.64	\$230.40	(1) 4x30 Header (4) 2x15 Column 1 (4) 2x15 Column 2
12x30C	360	\$.64	\$230.40	(6) 2x15 Column 1 (6) 2x15 Column 2
12x30E	360	\$.64	\$230.40	(1) 4x30 Header (8) 1x15 Column 1 (8) 1x15 Column 2
12x30F	360	\$.64	\$230.40	(12) 1x15 Column 1 (12) 1x15 Column 2
12x30G	360	\$.64	\$230.40	(1) 4x30 (4) 2x30
12x30H	360	\$.64	\$230.40	(6) 2x30

2/90 Modular: Common Sign Configurations (Blank Sign Prices Only)

30" WIDE

CATALOG NUMBER	SQ. INCHES	PRICE PER SQ. INCH	SIGN PRICE	QTY. INSERT(S)
12x30J	360	\$.64	\$230.40	(1) 4x30 (8) 1x30
12x30K	360	\$.64	\$230.40	(1) 2x30 (10) 1x30
12x30L	360	\$.64	\$230.40	(1) 2x30 Header (10) 1x15 Column 1 (10) 1x15 Column 2

30" WIDE

CATALOG NUMBER	SQ. INCHES	PRICE PER SQ. INCH	SIGN PRICE	QTY. INSERT(S)
12x30M	360	\$.64	\$230.40	(12) 1x30
12x30N	360	\$.64	\$230.40	(2) 6x30
12x30	360	\$.64	\$230.40	(4) 3x30

40" WIDE

CATALOG NUMBER	SQ. INCHES	PRICE PER SQ. INCH	SIGN PRICE	QTY. INSERT(S)
2x40A	80	\$1.23	\$ 98.40	(2) 2x20
2x40B	80	\$1.23	\$ 98.40	(2) 1x20 Column 1 (2) 1x20 Column 2
3x40A	120	\$1.03	\$123.60	(1) 3x40
4x40S	160	\$.88	\$140.80	(1) 4x40
4x40B	160	\$.88	\$140.80	(2) 2x20 Column 1 (2) 2x20 Column 2
4x40C	160	\$.88	\$140.80	(1) 2x40 Header (2) 1x20 Column 1 (2) 1x20 Column 2
4x40D	160	\$.88	\$140.80	(4) 1x20 Column 1 (4) 1x20 Column 2
6x40S	240	\$.80	\$192.00	(1) 6x40
6x40A	240	\$.80	\$192.00	(3) 2x20 Column 1 (3) 2x20 Column 2
6x40B	240	\$.80	\$192.00	(1) 2x40 Header (4) 1x20 Column 1 (4) 1x20 Column 2
6x40C	240	\$.80	\$192.00	(6) 1x20 Column 1 (6) 1x20 Column 2
6x40D	240	\$.80	\$192.00	(2) 3x40
8x40S	320	\$.64	\$204.80	(1) 8x40
8x40A	320	\$.64	\$204.80	(2) 4x40
8x40B	320	\$.64	\$204.80	(1) 4x40 Header (2) 2x20 Column 1 (2) 2x20 Column 2
8x40C	320	\$.64	\$204.80	(3) 2x20 Column 1 (3) 2x20 Column 2
8x40D	320	\$.64	\$204.80	(1) 4x40 Header (4) 1x20 Column 1 (4) 1x20 Column 2
8x40E	320	\$.64	\$204.80	(1) 2x40 Header (6) 1x20 Column 1 (6) 1x20 Column 2

40" WIDE

CATALOG NUMBER	SQ. INCHES	PRICE PER SQ. INCH	SIGN PRICE	QTY. INSERT(S)
8x40F	320	\$.64	\$204.80	(8) 1x20 Column 1 (8) 1x20 Column 2
9x40S	360	\$.64	\$230.40	(1) 9x40
9x40A	360	\$.64	\$230.40	(3) 3x40
10x40S	400	\$.64	\$256.00	(1) 10x40
10x40A	400	\$.64	\$256.00	(1) 4x40 Header (3) 2x20 Column 1 (3) 2x20 Column 2
10x40B	400	\$.64	\$256.00	(5) 2x20 Column 1 (5) 2x20 Column 2
10x40C	400	\$.64	\$256.00	(1) 4x40 Header (6) 1x20 Column 1 (6) 1x20 Column 2
10x40D	400	\$.64	\$256.00	(1) 2x40 Header (8) 1x20 Column 1 (8) 1x20 Column 2
10x40E	400	\$.64	\$256.00	(10) 1x20 Column 1 (10) 1x20 Column 2
12x40S	480	\$.64	\$307.20	(1) 12x40
12x40A	480	\$.64	\$307.20	(3) 4x40
12x40B	480	\$.64	\$307.20	(1) 4x40 Header (4) 2x20 Column 1 (4) 2x20 Column 2
12x40C	480	\$.64	\$307.20	(6) 2x20 Column 1 (6) 2x20 Column 2
12x40D	480	\$.64	\$307.20	(1) 4x40 Header (8) 1x20 Column 1 (8) 1x20 Column 2
12x40E	480	\$.64	\$307.20	(1) 2x40 Header (10) 1x20 Column 1 (10) 1x20 Column 2
12x40F	480	\$.64	\$307.20	(12) 1x20 Column 1 (12) 1x20 Column 2
12x40G	480	\$.64	\$307.20	(2) 6x40
12x40H	480	\$.64	\$307.20	(4) 3x40

EXPRESS!
DELIVERY

2/90
MODULAR

ARC
SIGN

PLAQUES PLUS/
PLAQUES

GLOSIGN

MISCELLANEOUS
SIGNS

EXTERIOR
SIGNS

SERVICES

SPEC
DATA

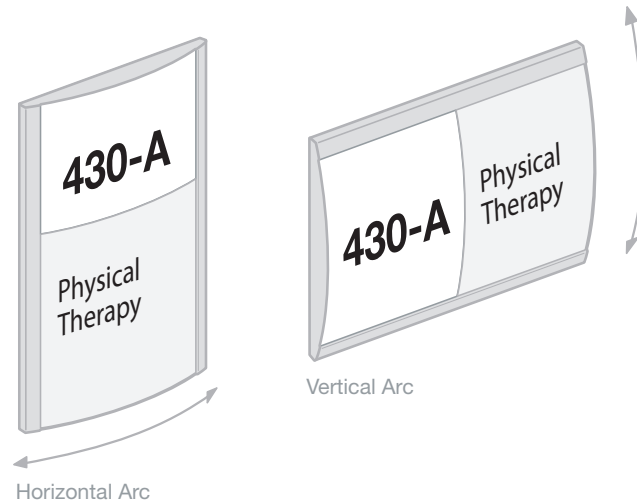


Arc Sign

List Pricing



Arc Sign: Standard Sizes and Paper Compatibility



HORIZONTAL ARC

STANDARD SIZES	4" WIDE	6" WIDE	8 1/2" WIDE	11" WIDE	14" WIDE	17" WIDE
2"	X	●	●	●	●	●
4"	X	●	●	●	●	●
6"		●	●	●	●	●
8 1/2"			X	●	●	X
11"			●	X	X	●
14"			●			

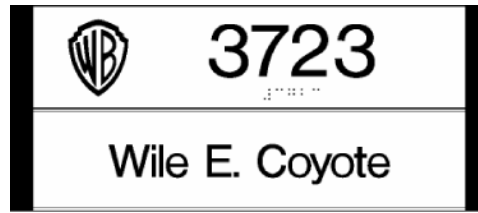
- "x" = cut paper used with protective lens. "●" = die-cut perforated paper used with protective lens.
- Stationery Edge Rails are located on left and right sides.
- Width refers to insert size only; add 5/8" for total sign width to account for edge rails.
- Height refers to insert size only; add 1/8" for each insert for actual sign height to account for 1/8" accent strip dividers. Height cannot exceed 92".
- Printing templates are available at www.290signs.com.
- Contact Customer Service at 800.777.4310 for non-standard widths.

VERTICAL ARC

STANDARD SIZES	4" HIGH	6" HIGH	8 1/2" HIGH	11" HIGH	14" HIGH	17" HIGH
4"	X	●	X	X	X	X
6"		●	X	X	X	X
8 1/2"			X	●	●	●
11"			●	X	X	●
14"			●	X		

- "x" (cut paper used with protective lens) "●" (die-cut perforated paper used with protective lens)
- Height refers to insert size only. Add 5/8" to determine total sign height to account for edge rails.
- Width refers to insert size only. Add 1/8" for each insert to determine total sign width (multiple inserts are delineated with 1/8" accent strips). Width cannot exceed 92".
- Stationery Edge Rails are located on top and bottom.
- Printing templates are available at www.290signs.com.
- Contact Customer Service at 800.777.4310 for non-standard heights.

Arc Sign: How to Price a Sign



1. Price Blank Sign, or Blank Replacement Insert (RI):

- A. Multiply height by width of entire sign to determine square inches.
 $4'' \times 6'' = 24 \text{ Sq. In.}$
- B. Locate square inch range on Pricing Matrix and select price. Multiply price by square inches.
 $\$1.72 \times 24 \text{ Sq. In.} = \text{Blank Sign Price} = \41.82

2. Price Copy Options:

- A. Multiply height by width of each insert to determine square inches per insert.
Insert #1: $2'' \times 6'' = 12 \text{ Sq. In.}$
Insert #2: $2'' \times 6'' = 12 \text{ Sq. In.}$
- B. Locate square inch range on Pricing Matrix and select price for each copy option.
Multiply price by each insert's square inch measurement and total.
Insert #1: $\$3.02 \text{ (ADA)} \times 12 \text{ Sq. In.} = \$ 36.24$
Insert #2: $\$.75 \text{ (Vinyl)} \times 12 \text{ Sq. In.} = \$ 9.00$
 $\$ 45.24$

3. Sign = Blank Sign + Copy

\$87.06 (List)

Arc Sign: Square Inch Pricing Matrix

SQUARE INCH PRICING MATRIX

Sign = Blank Sign + Copy Option(s)

Sq. Inch Size Range	BLANK SIGNS			COPY OPTIONS		
	Sign	Replacement Insert (RI)	ADD (+)	Vinyl Laser Print	Subsurface Silkscreen Sliding Inserts	ADA Engraved
0 - 7	N/A	\$.73		\$1.49	\$3.75	\$5.98
8 - 11	\$2.10	\$.73		\$1.14	\$2.86	\$4.58
12 - 13	\$2.10	\$.73		\$.75	\$1.88	\$3.02
14 - 16	\$1.93	\$.65		\$.62	\$1.53	\$2.46
17 - 19	\$1.86	\$.64		\$.56	\$1.38	\$2.20
20 - 23	\$1.80	\$.63		\$.47	\$1.19	\$1.91
24 - 29	\$1.72	\$.60		\$.45	\$1.14	\$1.82
30 - 35	\$1.53	\$.52		\$.45	\$1.14	\$1.82
36 - 38	\$1.52	\$.49		\$.45	\$1.14	\$1.82
39 - 43	\$1.34	\$.43		\$.44	\$1.11	\$1.78
44 - 61	\$1.30	\$.43		\$.38	\$.96	\$1.52
62 - 80	\$1.27	\$.40		\$.35	\$.88	\$1.40
81 - 101	\$1.17	\$.36		\$.35	\$.88	\$1.40
102 - 121	\$1.06	\$.33		\$.32	\$.79	\$1.28
122 - 181	\$.90	\$.31		\$.32	\$.79	\$1.28
182 - 241	\$.83	\$.31		\$.27	\$.67	\$1.06
242+	\$.66	\$.26		\$.21	\$.49	\$.79

Blank sign price includes:









- Choice of painted PETG insert(s), aluminum-look laminate insert(s), wood grain laminate insert(s) or laser-print window lenses
- Steel holder with aluminum edge rails, and mount.

Pricing considerations:

- An Arc sign with copy on both sides incurs a copy charge for both sides.
- Silkscreen pricing is calculated per color. For first piece, use square inch pricing from Silkscreen column. Each additional piece uses square inch pricing equal to 1/2 the vinyl charge.
- Two vinyl copy colors on one insert is same price as one vinyl copy color. Add 1/2 the vinyl copy charge for each additional color.
- Two subsurface copy colors on one insert is same price as one subsurface color. Add 1/2 the subsurface charge for each additional color.
- Logos are priced separate from copy; contact Customer Service at 800.777.4310 for information.
- To price exterior-grade subsurface copy, multiply Subsurface by 1.25. For exterior-grade ADA copy multiply ADA by 1.50.
- Initial Custom Color-Match fee is \$75 Net per color. Subsequent orders under \$1,000 Net incur a \$75 Net Color-Match set-up charge per color.
- Contact Customer Service at 800.777.4310 for availability of custom materials, colors and mounting options.

Arc Sign: Mounting Options





MOUNTING OPTIONS FOR OFFICE FURNITURE

	NAME/DESCRIPTION	PRICE
	B MAGNETIC For steel furniture panels, casegoods and filing cabinets. Sign should not exceed 144 sq. inches.	Incl. in Blank Sign
	C HOOK and LOOP For fabric surfaces. Sign should not exceed 144 sq. inches.	Incl. in Blank Sign
	E PIN For furniture panels upholstered with fabric. Sign should not exceed 100 sq. inches.	Incl. in Blank Sign
	F HOOK For furniture panels. Clear device hooks over panel top; sign locates 2" down. Specify panel manufacturer, model and thickness.	Incl. in Blank Sign
	G1 FREESTANDING (Maximum Height 4 1/2") For freestanding surfaces such as desks. Extruded aluminum bracket. Sign sits at a 30° angle; maximum sign height is 2".	Add 10% to Blank Sign Price
	G2 FREESTANDING (Height greater than 4 1/2") For freestanding surfaces such as desks. Extruded aluminum bracket. Sign sits perpendicular to surface.	Incl. in Blank Sign
	O FLEXIBLE UNDER-THE-TOP-CAP For furniture panels. Flexible fabric flange is held in place by panel top cap. Sign locates flush with panel top. Specify black or white.	Incl. in Blank Sign
	P PANEL / TILE For furniture panels. Aluminum device hooks over panel top or tile and is concealed. Specify panel manufacturer, model and panel thickness.	Incl. in Blank Sign



Customer is responsible for suitability of mounting option for application. Testing is recommended prior to use. Contact Customer Service at 800.777.4310 for samples.

Arc Sign: Mounting Options

MOUNTING OPTIONS FOR VERTICAL SURFACES (WALLS, DOORS, WINDOWS)

	NAME/DESCRIPTION	PRICE
	A PRESSURE SENSITIVE TAPE For smooth, hard surfaces. Not recommended for selected vinyl wall coverings. Can be used with silastic bonding. Sign should not exceed 144 sq. inches.	Incl. in Blank Sign
	B MAGNETIC For steel surfaces. Sign should not exceed 144 sq. inches.	Incl. in Blank Sign
	D SCREW For rough surfaces such as drywall and brick. Recommended on all wall-mount signs exceeding 100 sq. inches.	Incl. in Blank Sign
	K PERPENDICULAR For wall surfaces. Sign sits at a 90° angle to wall surface. Sign may not be wider than 17”.	Incl. in Blank Sign

MOUNTING OPTIONS FOR CEILINGS

	I SUSPENDED CEILING For 1” grid system. Connects with 2” extruded aluminum brackets; signs appear to “float” below ceiling line. Sign should not exceed 1,440 sq. inches and 150 lbs. Specify grid size.	Incl. in Blank Sign
	J HANGING CEILING For high or irregular ceilings. Hang lines tie to rafters, beams, duct work, piping, etc. Sign should not exceed 1,440 sq. inches and 150 lbs. Hang line not included.	Incl. in Blank Sign

Customer is responsible for suitability of mounting option for application. Testing is recommended prior to use. Contact Customer Service at 800.777.4310 for samples.

Arc Sign: Express Coupon Books

EXPRESS COUPON BOOKS

CATALOG NUMBER	QTY OF COUPONS	PRICE PER BOOK
RIC-1-ARC	10	\$ 221.17
RIC-2-ARC	25	\$ 514.49
RIC-3-ARC	100	\$1,943.61

- Lead time is 48 hours for redeemed Coupons.
- Freight is paid for all items obtained with coupons and shipped within the Continental U.S.
- Coupons are valid for two years from date of purchase.
- Laser/ink jet templates for paper inserts are available at www.290signs.com
- Customized Coupon Books are available; contact Customer Service at 800.777.4310.

Redeem one Coupon for choice of:

- Non-custom Replacement Insert (RI) up to 24 sq. inches with vinyl or laser-print copy.
- Prespaced copy.
- Five sheets of any standard size and color of laser/inkjet paper.

Redeem two Coupons for choice of:

- Non-custom sign up to 24 sq. inches with vinyl or laser-print copy.
- Non-custom Replacement Inserts (RI) with subsurface copy.

Redeem three Coupons for:

- Non-custom sign up to 24 sq. inches with subsurface copy.

EXPRESS!
DELIVERY

2/90
MODULAR

ARC
SIGN

PLAQUES PLUS/
PLAQUES

GLOSIGN

MISCELLANEOUS
SIGNS

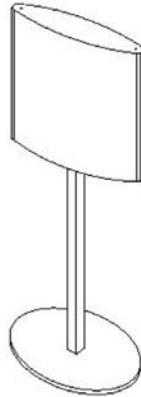
EXTERIOR
SIGNS

SERVICES

SPEC
DATA

Arc Sign: Freestanding & Monolith Signs


FREESTANDING SIGNS (Stand only - Sign Priced Separately)



CATALOG NUMBER	DESCRIPTION	48" H x 8 1/2" W	48" H x 11" W	48" H x 14" W	48" H x 17" W
FS-LD(8-1/2/11/14/17)	Light Duty	\$249.74	\$275.42	\$285.58	\$295.75

- Calculate Blank Sign + Copy Options per the Square Inch Pricing Matrix.
- Sign ships knocked-down. Add \$75 Net crating fee if sign is ordered assembled, multiple signs may reduce fee.
- For 60" high sign, add \$48.

FREESTANDING MONOLITH SIGNS (Stand only - Sign Priced Separately)




CATALOG NUMBER	DESCRIPTION	48" H x 8 1/2" W	48" H x 11" W	48" H x 14" W	48" H X 17" W	OTHER
MS (8-1/2/11/17)	Monolith	\$269.28	\$348.48	\$443.52	\$538.56	Contact Customer Service for Pricing.

- Calculate Copy Option per the Square Inch Pricing Matrix.
- Sign ships assembled; add \$75 Net crating fee (multiple signs may reduce fee).


Plaques Plus / Plaques

List Pricing



Plaques Plus

SOLID PLAQUES PLUS



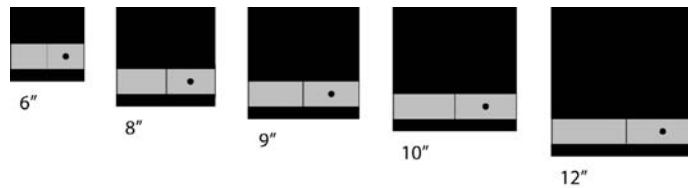
CATALOG NUMBER	SIZE (H" x W")	VINYL BLANK	SILKSCREEN SUBSURFACE	ADA APPLIED ADA INTEGRAL ADA SUBSURFACE
SOP+2x6	2x6	\$ 20.80	\$ 34.36	\$ 48.40
SOP+2x8	2x8	\$ 24.34	\$ 38.90	\$ 53.78
SOP+2x9	2x9	\$ 25.75	\$ 40.51	\$ 55.27
SOP+2x10	2x10	\$ 26.29	\$ 40.69	\$ 55.09
SOP+2x12	2x12	\$ 30.08	\$ 46.64	\$ 62.96
SOP+2x15	2x15	\$ 34.98	\$ 55.68	\$ 76.08
SOP+2x20	2x20	\$ 42.73	\$ 69.53	\$ 96.33
SOP+3x6	3x6	\$ 25.75	\$ 40.51	\$ 55.27
SOP+3x8	3x8	\$ 30.08	\$ 46.64	\$ 62.96
SOP+3x9	3x9	\$ 33.84	\$ 52.47	\$ 70.83
SOP+3x10	3x10	\$ 34.98	\$ 55.68	\$ 76.08
SOP+3x12	3x12	\$ 41.79	\$ 66.63	\$ 91.11
SOP+3x15	3x15	\$ 44.45	\$ 70.55	\$ 95.75
SOP+3x20	3x20	\$ 59.26	\$ 94.06	\$127.66
SOP+4x6	4x6	\$ 30.08	\$ 46.64	\$ 62.96
SOP+4x8	4x8	\$ 37.30	\$ 59.38	\$ 81.14
SOP+4x9	4x9	\$ 41.79	\$ 66.63	\$ 91.11
SOP+4x10	4x10	\$ 42.73	\$ 69.53	\$ 96.33
SOP+4x12	4x12	\$ 47.41	\$ 75.25	\$102.13
SOP+4x15	4x15	\$ 59.26	\$ 94.06	\$127.66
SOP+4x20	4x20	\$ 75.38	\$117.78	\$159.38
SOP+6x6	6x6	\$ 41.79	\$ 66.63	\$ 91.11
SOP+6x8	6x8	\$ 47.41	\$ 75.25	\$102.13
SOP+6x9	6x9	\$ 53.34	\$ 84.66	\$114.90
SOP+6x10	6x10	\$ 59.26	\$ 94.06	\$127.66
SOP+6x12	6x12	\$ 67.84	\$106.00	\$143.44
SOP+6x15	6x15	\$ 80.63	\$128.33	\$175.13
SOP+6x20	6x20	\$ 97.73	\$154.13	\$212.93
SOP+8x6	8x6	\$ 47.41	\$ 75.25	\$102.13
SOP+8x8	8x8	\$ 60.30	\$ 94.22	\$127.50
SOP+8x9	8x9	\$ 67.84	\$106.00	\$143.44
SOP+8x10	8x10	\$ 75.38	\$117.78	\$159.38
SOP+8x12	8x12	\$ 86.01	\$136.89	\$186.81
SOP+8x15	8x15	\$ 97.73	\$154.13	\$212.93
SOP+8x20	8x20	\$118.77	\$193.97	\$272.37
SOP+9x9	9x9	\$ 72.57	\$115.50	\$157.62

Plaques Plus

SOLID PLAQUES PLUS

CATALOG NUMBER	SIZE (H" X W")	VINYL BLANK	SILK SCREEN SUBSURFACE	ADA APPLIED ADA INTEGRAL ADA SUBSURFACE
SOP+9x10	9x10	\$ 80.63	\$128.33	\$175.13
SOP+9x12	9x12	\$ 87.96	\$138.72	\$191.64
SOP+9x15	9x15	\$100.21	\$163.66	\$229.81
SOP+9x20	9x20	\$133.61	\$218.21	\$306.41
SOP+10x10	10x10	\$ 89.51	\$147.33	\$194.59
SOP+10x12	10x12	\$ 97.73	\$154.13	\$212.93
SOP+10x15	10x15	\$111.35	\$181.85	\$255.35
SOP+10x20	10x20	\$131.25	\$211.25	\$289.25
SOP+12x12	12x12	\$106.89	\$174.57	\$245.13
SOP+12x15	12x15	\$133.61	\$218.21	\$306.41
SOP+12x20	12x20	\$157.50	\$253.50	\$347.10
SOP+15x15	15x15	\$147.69	\$237.66	\$325.41
SOP+15x20	15x20	\$155.70	\$239.70	\$329.70
SOP+20x20	20x20	\$207.60	\$319.60	\$439.60







SLIDER PLAQUES PLUS



CATALOG NUMBER	SIZE (H" X W")	VINYL BLANK	SILKSCREEN SUBSURFACE	ADA APPLIED ADA INTEGRAL ADA SUBSURFACE	DESCRIPTION
SLP+6x6	6x6	\$ 58.23	\$ 12.99	\$ 87.75	3" Header, 2" Slider, 1" Footer
SLP+8x8	8x8	\$ 80.31	\$107.11	\$133.91	5" Header, 2" Slider, 1" Footer
SLP+9x9	9x9	\$ 89.58	\$147.90	\$151.14	6" Header, 2" Slider, 1" Footer
SLP+10x10	10x10	\$102.89	\$139.99	\$176.39	7" Header, 2" Slider, 1" Footer
SLP+12x12	12x12	\$122.73	\$173.49	\$226.41	9" Header, 2" Slider, 1" Footer

Plaques Plus: Mounting Options and End Cap Styles

MOUNTING OPTIONS

	NAME/DESCRIPTION	PRICE
	A PRESSURE SENSITIVE TAPE For smooth, hard surfaces. Not recommended for selected vinyl wall coverings. Can be used with silastic bonding. Sign should not exceed 144 sq. inches.	Incl. in Blank Sign
	B MAGNETIC For steel furniture panels, case goods and filing cabinets. Sign should not exceed 144 sq. inches.	Incl. in Blank Sign
	C HOOK and LOOP For fabric surfaces. Sign should not exceed 144 sq. inches.	Incl. in Blank Sign
	F HOOK For furniture panels. Clear device hooks over panel top. Sign locates 1 1/2" down. Specify panel manufacturer, model and thickness.	Incl. in Blank Sign
	O FLEXIBLE UNDER-THE-TOP-CAP For furniture panels. Flexible fabric flange is held in place by panel top cap. Sign locates flush with panel top. Specify black or white.	Incl. in Blank Sign
	P PANEL / TILE For furniture panels. Aluminum device hooks over panel top or tile and is concealed by either top cap or another tile. Sign locates flush with panel top. Specify panel manufacturer, model and panel thickness.	Incl. in Blank Sign

Customer is responsible for suitability of mounting option. Testing is recommended prior to use. Contact Customer Service at 800.777.4310 for samples.

END CAP STYLES

End caps are included in blank sign price.

- Slimline
- Square Corner
- Angleback
- Round Corner
- Stepback
- Bullnose

Plaques

SQUARE INCH PRICING MATRIX

Sign = Blank Sign + Copy Option(s)

Sq. Inch Range	BLANK SIGN		COPY OPTIONS		
	Plaque	ADD (+)	Vinyl	Subsurface Silk-Screen Sliding Inserts	ADA Engraved
0-7	\$.55		\$1.49	\$3.75	\$5.98
8-11	\$.55		\$1.14	\$2.86	\$4.58
12-13	\$.55		\$.75	\$1.88	\$3.02
14-16	\$.49		\$.62	\$1.53	\$2.46
17-19	\$.48		\$.56	\$1.38	\$2.20
20-23	\$.47		\$.47	\$1.19	\$1.91
24-29	\$.45		\$.45	\$1.14	\$1.82
30-35	\$.40		\$.45	\$1.14	\$1.82
36-38	\$.37		\$.45	\$1.14	\$1.82
39-43	\$.32		\$.44	\$1.11	\$1.78
44-61	\$.32		\$.38	\$.96	\$1.52
62-80	\$.30		\$.35	\$.88	\$1.40
81-101	\$.28		\$.35	\$.88	\$1.40
102-121	\$.25		\$.32	\$.79	\$1.28
122-181	\$.24		\$.32	\$.79	\$1.28
182-241	\$.24		\$.27	\$.67	\$1.06
242 +	\$.19		\$.21	\$.49	\$.79

Pricing Considerations:

- Silkscreen pricing is calculated per color. For first piece, use square inch pricing from Silkscreen column. Each additional piece uses square inch pricing equal to 1/2 the vinyl charge.
- Two vinyl copy colors on one insert is same price as one vinyl copy color. Add 1/2 the vinyl copy charge for each additional color.
- Two subsurface copy colors on one insert is same price as one subsurface color. Add 1/2 the subsurface copy charge for each additional color.
- Logos are priced separate from copy; contact Customer Service at 800.777.4310.
- For exterior-grade subsurface copy, multiply subsurface by 1.25. For exterior-grade ADA copy multiply ADA by 1.50.
- Initial Custom Color-Match fee is \$75 net per color. Subsequent orders under \$1,000 net incur a \$75 net Color-Match set-up charge per color.
- Contact Customer Service at 800.777.4310 for custom materials, colors and mounting options.

EXPRESS!
DELIVERY

2/90
MODULAR

ARC
SIGN

PLAQUES PLUS/
PLAQUES

GLOSIGN

MISCELLANEOUS
SIGNS

EXTERIOR
SIGNS

SERVICES

SPEC
DATA



Glosign

List Pricing



GloSign: Exit Signs & Modular Inserts and Plaques

EXIT SIGNS

CATALOG NUMBER	DESCRIPTION	PRICE
GLO-EXP713P-GN	Plaque; 7 1/2" x 13"; Green Characters 6"	\$ 90.64
GLO-EXP713P-RD	Plaque; 7 1/2" x 13"; Red Characters 6"	\$ 90.64
GLO-EXP1017P-RD	Plaque; 10" x 17"; Red Characters 8" (UL924 Listed NYC Standard)	\$124.83
GLO-EXM813-GN	Modular; 8" x 13"; Green Characters 6"	\$195.03
GLO-EXM813-RD	Modular; 8" x 13"; Red Characters 6"	\$195.03
GLO-EXM1017-RD	Modular; 10" x 17"; Red Characters 8" (UL924 Listed NYC Standard)	\$260.83
GLO-EXM813-2-GN	Modular; Two Sides; 8" x 13"; Green Characters 6"	\$293.34
GLO-EXM813-2-RD	Modular; Two Sides; 8" x 13"; Red Characters 6"	\$293.34
GLO-EXM1017-2-RD	Modular; Two Sides; 10" x 17"; Red Characters 8" (UL924 Listed NYC Standard)	\$385.66

Plaques: Price includes D-Mount hardware and two directional chevrons.

Modular: Price includes 2/90 Modular sign assembly, complete with copy and two directional chevrons per sign face.

End Cap color is same as copy color. One-sided signs are D-Mount; two-sided signs are K-Mount.

MODULAR INSERTS AND PLAQUES

CATALOG NUMBER	SQ. INCHES	BEST GRADE PRICE	BETTER GRADE PRICE	GOOD GRADE PRICE
GLO-0007	0" - 7"	\$5.81	\$3.64	\$.83
GLO-0811	8" - 11"	\$4.45	\$2.78	\$.83
GLO-1213	12" - 13"	\$2.93	\$1.83	\$.83
GLO-1416	14" - 16"	\$2.39	\$1.49	\$.74
GLO-1719	17" - 19"	\$2.14	\$1.34	\$.73
GLO-2023	20" - 23"	\$1.85	\$1.16	\$.71
GLO-2429	24" - 29"	\$1.77	\$1.11	\$.68
GLO-3035	30" - 35"	\$1.77	\$1.11	\$.60
GLO-3638	36" - 38"	\$1.77	\$1.11	\$.56
GLO-3943	39" - 43"	\$1.73	\$1.08	\$.49
GLO-4461	44" - 61"	\$1.48	\$.93	\$.49
GLO62-80	62" - 80"	\$1.36	\$.93	\$.49
GLO-81101	81" - 101"	\$1.36	\$.93	\$.49
GLO-101-121	101" - 121"	\$1.24	\$.93	\$.49

- Copy Option is either vinyl or silk screen.
- Plaques include mounting hardware.
- To price 2/90 Modular with GloSign inserts, calculate Blank Sign plus GloSign Insert.
- Maximum insert size is 22" x 50" (1,100 sq. inches).
- ADA tactile copy and Raster Braille available.
- Multi-color egress maps are available; contact Customer Service at 800.777.4310.

Glosign: Tape Rolls and Egress Symbols & Copy Characters

TAPE ROLLS AND EGRESS SYMBOLS

CATALOG NUMBER	DESCRIPTION	PRICE
GLO-T130	1" x 30' Roll	\$ 45.49
GLO-T230	2" x 30' Roll	\$ 90.98
GLO-T330	3" x 30' Roll	\$136.47
GLO-T430	4" x 30' Roll	\$181.97
GLO-T630	6" x 30' Roll	\$272.95
GLO-T3C	3" Circle	\$ 1.64
GLO-T3A	3" Arrow	\$ 1.64
GLO-TNS260	2" x 60' Roll; Non-Slip	\$117.04
GLO-TNS360	3" x 60' Roll; Non-Slip	\$175.56
GLO-TNS460	4" x 60' Roll; Non-Slip	\$234.08
GLO-TNS660	6" x 60' Roll; Non-Slip	\$351.12
GLO-TNS624	6" x 24' Roll; Non-Slip; Individual Tread	\$ 13.92
GLO-TNS3A	3" Arrow; Non-Slip	\$.76
GLO-TNS3C	3" Circle; Non-Slip	\$.76
GLO-STP-RD	2" x 30' Roll; Red Stripe	\$ 71.66
GLO-STP-GN	2" x 30' Roll; Green Stripe	\$ 71.66
GLO-STP-BK	2" x 30' Roll; Black Stripe	\$ 71.66

COPY CHARACTERS

CATALOG NUMBER	CHARACTER HEIGHT	CHARACTER PRICE
GLO-PL75	3/4"	\$ 1.96
GLO-PL100	1"	\$ 2.18
GLO-PL125	1 1/4"	\$ 2.82
GLO-PL150	1 1/2"	\$ 3.28
GLO-PL200	2"	\$ 4.32
GLO-PL250	2 1/2"	\$ 6.54
GLO-PL300	3"	\$ 8.70
GLO-PL400	4"	\$10.88
GLO-PL500	5"	\$13.06
GLO-PL600	6"	\$15.14
GLO-PL700	7"	\$17.30
GLO-PL800	8"	\$19.58
GLO-PL900	9"	\$21.60
GLO-PL1000	10"	\$23.78
GLO-PL1100	11"	\$26.10
GLO-PL1200	12"	\$28.10

EXPRESS!
DELIVERY2/90
MODULARARC
SIGNPLAQUES PLUS/
PLAQUES

GLOSIGN

MISCELLANEOUS
SIGNSEXTERIOR
SIGNS

SERVICES

SPEC
DATA



Miscellaneous Signs

List Pricing

DIMENSIONAL LETTERS

PRE-SPACED VINYL COPY



Miscellaneous Signs: Dimensional Letters & Pre-Spaced Vinyl Copy

DIMENSIONAL LETTERS

For pricing, contact Customer Service at 800.777.4310.

PRE-SPACED VINYL COPY

CATALOG NUMBER	LETTER HEIGHT	CHARACTER PRICE	
		VINYL	TACTILE
PL38	3/8"	\$.57	N/A
PL50	1/2"	\$.57	N/A
PL62	5/8"	\$.66	N/A
PL75	3/4"	\$.74	\$ 4.03
PL100	1"	\$.82	\$ 4.48
PL125	1 1/4"	\$ 1.06	\$ 5.60
PL150	1 1/2"	\$ 1.23	\$ 6.68
PL200	2"	\$ 1.62	\$ 8.91
PL250	2 1/2"	\$ 2.45	\$11.12
PL300	3"	\$ 3.26	\$13.44
PL400	4"	\$ 4.08	\$17.93
PL500	5"	\$ 4.90	\$20.04
PL600	6"	\$ 5.68	\$22.27
PL700	7"	\$ 6.49	\$24.49
PL800	8"	\$ 7.34	\$26.72
PL900	9"	\$ 8.10	\$28.94
PL1000	10"	\$ 8.92	\$31.64
PL1100	11"	\$10.13	\$33.39
PL1200	12"	\$10.54	\$35.63
PL1400	14"	\$12.16	\$37.85
PL1600	16"	\$13.79	\$40.07
PL1800	18"	\$15.41	\$42.31
PL2000	20"	\$16.37	\$46.75
PL2400	24"	\$17.03	\$57.77

- Applied Tactile price does not include Braille. Braille strips are available at \$2.27 per character.
- Prespaced Copy is limited to 2/90's Standard Vinyl Copy Colors on page 59.

Exterior Signs

Net Pricing

POST AND SINGLE PANEL

POST AND MULTIPLE PANEL

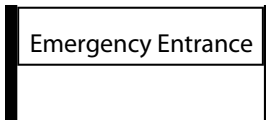
DIMENSIONAL LETTERS



Exterior Signs: Post and Single Panel - How to Price a Sign (Net Pricing)

Example: 12" x 48" Single Panel Series (S3) Exterior Sign, with 8' Posts

Consists of... One 12" x 48" Sign
8' Series 3 Radius Posts



- Locate price for a blank Series 3 (S3) 12" x 48" Post & Single Panel Price Guide. \$673.00
 - Locate price for copy for a 12" x 48" Post & Single Panel Price Guide \$ 47.52
- Total Net Sign Price = Blank Sign Price + Copy Price(s): \$673.00 + \$47.52 \$720.52 Net**

Sign price includes:

Slide, bleed or round panel extruded aluminum frame with mitered corners and two .125" aluminum faces.

8' Long Posts with full-length reveal (part on panel, rest below panel as filler) and all hardware.

Chemically washed and etched-primed and painted with a two part acrylic polyurethane finish on all visible aluminum surfaces.

Painted one color Satin finish from 2/90's Prism Collection and Standard Copy Colors, Upcharge applies to Metallic Paint.

Copy price includes:

One or two Standard vinyl colors, not to exceed 50% of total sign area.

Copy applied to one side of sign.

Note: Logos priced separately. For pricing Contact Customer Service at 800.777.4310.

Extras:

Standard reflective vinyl add 25%.

Vinyl applied to both sides of sign; multiply copy price by 2.

10' - 12' Series 3 Posts; add \$76.00 per pair.

Series 3 Square Posts or Square Posts with Radius Edges; add \$30.53 for 8', \$105.26 for 10' - 12'.

10' - 12' Series 7 Posts; add \$210.52 per pair.

For freight & crating quotation, contact Customer Service at 800.777.4310.

Exterior Signs: Post and Single Panel Pricing Matrix (Net Pricing)

POST AND SINGLE PANEL PRICING MATRIX

CATALOG NUMBER	SERIES 3 (S3)	SERIES 7 (S7)	SERIES 12 (S12)	ADD (+)	COPY PRICE
E-PS 12" x 12"	\$ 566.00	N/A	N/A		\$ 18.36
E-PS 12" x 18"	\$ 584.00	N/A	N/A		\$ 27.54
E-PS 12" x 24"	\$ 602.00	N/A	N/A		\$ 30.24
E-PS 12" x 30"	\$ 619.00	N/A	N/A		\$ 29.70
E-PS 12" x 36"	\$ 637.00	\$1,022.00	N/A		\$ 35.64
E-PS 12" x 42"	\$ 655.00	\$1,054.00	N/A		\$ 41.58
E-PS 12" x 48"	\$ 673.00	\$1,085.00	N/A		\$ 47.52
E-PS 12" x 60"	\$ 709.00	\$1,149.00	N/A		\$ 59.40
E-PS 12" x 72"	\$ 745.00	\$1,212.00	N/A		\$ 71.28
E-PS 12" x 84"	\$ 781.00	\$1,275.00	N/A		\$ 83.16
E-PS 12" x 96"	\$ 817.00	\$1,338.00	N/A		\$ 95.04
E-PS 18 x 18"	\$ 614.00	\$ 971.00	N/A		\$ 26.73
E-PS 18" x 24"	\$ 637.00	\$1,007.00	N/A		\$ 35.64
E-PS 18" x 30"	\$ 659.00	\$1,042.00	N/A		\$ 44.55
E-PS 18" x 36"	\$ 682.00	\$1,078.00	N/A		\$ 53.46
E-PS 18" x 42"	\$ 704.00	\$1,114.00	N/A		\$ 62.37
E-PS 18" x 48"	\$ 727.00	\$1,149.00	N/A		\$ 71.28
E-PS 18" x 60"	\$ 772.00	\$1,219.00	N/A		\$ 89.10
E-PS 18" x 72"	\$ 817.00	\$1,290.00	N/A		\$106.92
E-PS 18" x 84"	\$ 863.00	\$1,362.00	N/A		\$124.74
E-PS 18" x 96"	\$ 908.00	\$1,433.00	N/A		\$142.56
E-PS 24" x 24"	\$ 671.00	\$1,055.00	\$1,257.00		\$ 47.52
E-PS 24" x 30"	\$ 698.00	\$1,094.00	\$1,300.00		\$ 59.40
E-PS 24" x 36"	\$ 726.00	\$1,133.00	\$1,340.00		\$ 71.28
E-PS 24" x 42"	\$ 753.00	\$1,173.00	\$1,382.00		\$ 83.16
E-PS 24" x 48"	\$ 780.00	\$1,212.00	\$1,424.00		\$ 95.04
E-PS 24" x 60"	\$ 834.00	\$1,290.00	\$1,507.00		\$118.80
E-PS 24" x 72"	\$ 888.00	\$1,370.00	\$1,592.00		\$142.56
E-PS 24" x 84"	\$ 942.00	\$1,448.00	\$1,674.00		\$166.32
E-PS 24" x 96"	\$ 998.00	\$1,526.00	\$1,757.00		\$190.08
E-PS 30" x 30"	\$ 738.00	\$1,146.00	\$1,354.00		\$ 74.25
E-PS 30" x 36"	\$ 769.00	\$1,189.00	\$1,396.00		\$ 89.10
E-PS 30" x 42"	\$ 801.00	\$1,231.00	\$1,438.00		\$103.95
E-PS 30" x 48"	\$ 832.00	\$1,275.00	\$1,479.00		\$118.80
E-PS 30" x 60"	\$ 896.00	\$1,361.00	\$1,563.00		\$148.50
E-PS 30" x 72"	\$ 960.00	\$1,448.00	\$1,647.00		\$178.20
E-PS 30" x 84"	\$1,024.00	\$1,534.00	\$1,732.00		\$207.90
E-PS 30" x 96"	\$1,087.00	\$1,620.00	\$1,814.00		\$237.60

EXPRESS
DELIVERY2/90
MODULARARC
SIGNPLAQUES PLUS/
PLAQUES

GLOSIGN

MISCELLANEOUS
SIGNSEXTERIOR
SIGNS

SERVICES

SPEC
DATA

Exterior Signs: Post and Single Panel Pricing Matrix (Net Pricing)

POST AND SINGLE PANEL PRICING MATRIX

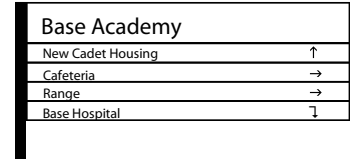
CATALOG NUMBER	SERIES 3 (S3)	SERIES 7 (S7)	SERIES 12 (S12)	ADD (+)	COPY PRICE
E-PS 36" x 36"	\$ 738.00	\$1,243.00	\$1,450.00		\$ 106.92
E-PS 36" x 42"	\$ 849.00	\$1,290.00	\$1,492.00		\$ 124.74
E-PS 36" x 48"	\$ 887.00	\$1,338.00	\$1,534.00		\$ 142.56
E-PS 36" x 60"	\$ 959.00	\$1,432.00	\$1,619.00		\$ 178.20
E-PS 36" x 72"	\$1,031.00	\$1,526.00	\$1,703.00		\$ 213.84
E-PS 36" x 84"	\$1,105.00	\$1,620.00	\$1,787.00		\$ 249.48
E-PS 36" x 96"	\$1,177.00	\$1,714.00	\$1,872.00		\$ 285.12
E-PS 42" x 42"	\$ 899.00	\$1,350.00	\$1,546.00		\$ 145.53
E-PS 42" x 48"	\$ 939.00	\$1,401.00	\$1,590.00		\$ 166.32
E-PS 42" x 60"	\$1,021.00	\$1,502.00	\$1,681.00		\$ 207.90
E-PS 42" x 72"	\$1,103.00	\$1,605.00	\$1,759.00		\$ 249.48
E-PS 42" x 84"	\$1,185.00	\$1,705.00	\$1,844.00		\$ 291.06
E-PS 42" x 96"	\$1,267.00	\$1,808.00	\$1,929.00		\$ 332.64
E-PS 48" x 48"	\$ 992.00	\$1,463.00	\$1,644.00		\$ 190.08
E-PS 48" x 60"	\$1,084.00	\$1,573.00	\$1,730.00		\$ 237.60
E-PS 48" x 72"	\$1,174.00	\$1,683.00	\$1,816.00		\$ 285.12
E-PS 48" x 84"	\$1,266.00	\$1,793.00	\$1,900.00		\$ 332.64
E-PS 48" x 96"	\$1,356.00	\$1,901.00	\$1,971.00		\$ 380.16
E-PS 48" x 120"	\$1,540.00	\$2,121.00	\$2,156.00		\$ 475.20

Exterior Signs: Post and Multi-Panel - How to Price a Sign (Net Pricing)

EXPRESS!
DELIVERY

Example: 34" x 60" Multi-Panel Series 3 (S3) with 8' Posts

Consists of... One 10" x 60" Header Panel
Four 6" x 60" Copy Panels
8' Series 3 (S3) Triangle Posts



2/90
MODULAR

Price the Blank Sign:

• Locate the price for a 10" x 60" Panel in the Multi-Panel Exterior Sign Pricing Guide, page 52.	\$324.00	\$ 324.00
• Locate the price for a 6" x 60" Panel in the Multi-Panel Exterior Sign Pricing Guide, page 52.	\$187.00	
• Multiply the number of Panels by the individual Copy Panel price.	\$187.00 x 4	\$ 748.00
• Locate the Sign Post type & length on page 52.	\$364.00	\$ 364.00
• Total all Blank Sign components.		\$1,436.00

ARC
SIGN

PLAQUES PLUS/
PLAQUES

Price the Copy Option(s):

• Locate the price for Copy for a 10" x 60" Panel in the Multi-Panel Exterior Sign Pricing Guide, page 52.	(Header Panel) \$49.50	\$ 49.50
• Locate the price for Copy for a 6" x 60" Panel in the Multi-Panel Exterior Sign Pricing Guide, page 52. Multiply the copy charge by 4, since there are four 6" x 60" Panels that make up this sign.	(Directional Panels) \$29.70 x 4	\$ 118.80
• Total all copy inserts.		\$ 168.30

GLOSIGN

MISCELLANEOUS
SIGNS

Total Sign Price = Blank Sign Price + Copy Price (s): \$1,436.00 + \$168.30 = **\$1,604.30 Net**

Price Includes:

Panels cut to size with all hardware.
Chemically washed and etched-primed and painted with a two-part acrylic polyurethane finish on all visible aluminum surfaces.
Painted one color Satin finish from 2/90's Prism Collection and standard Copy Colors, Upcharge applies to Metallic Paint.

EXTERIOR
SIGNS

Copy Price Includes:

One or two Standard vinyl colors, not to exceed 50% of total sign area.
Copy applied to one side of sign.
Note: Logos priced separately. For pricing contact Customer Service at 800.777.4310.

SERVICES

Extras:

Standard reflective vinyl add 25%.
Vinyl applied to both sides of sign; multiply copy price by 2.
10' - 12' Series 2 Posts; add \$67.00 per pair.
10' - 12' Series 3 Posts; add \$76.00 per pair.
For freight & crating quotation, contact Customer Service at 800.777.4310.

SPEC
DATA

Exterior Signs: Post and Multi-Panel Pricing Matrix (Net Pricing)

POST AND MULTI-PANEL PRICING MATRIX

SIZE H x W	SIGN PRICE	COPY PRICE	SIZE H x W	SIGN PRICE	COPY PRICE	SIZE H x W	SIGN PRICE	COPY PRICE
2" x 24"	\$ 72.00	\$ 8.64	6" x 24"	\$ 96.00	\$ 18.36	15" x 24"	\$265.00	\$ 29.70
2" x 30"	\$ 78.00	\$ 9.00	6" x 30"	\$108.00	\$ 22.95	15" x 30"	\$288.00	\$ 37.13
2" x 36"	\$ 86.00	\$ 10.80	6" x 36"	\$122.00	\$ 27.54	15" x 36"	\$309.00	\$ 44.55
2" x 48"	\$111.00	\$ 13.68	6" x 48"	\$160.00	\$ 30.24	15" x 48"	\$354.00	\$ 59.40
2" x 60"	\$125.00	\$ 17.10	6" x 60"	\$187.00	\$ 29.70	15" x 60"	\$399.00	\$ 74.25
2" x 72"	\$151.00	\$ 18.36	6" x 72"	\$224.00	\$ 35.64	15" x 72"	\$441.00	\$ 89.10
2" x 84"	\$166.00	\$ 21.42	6" x 84"	\$250.00	\$ 41.58	15" x 84"	\$500.00	\$103.95
2" x 96"	\$179.00	\$ 24.48	6" x 96"	\$300.00	\$ 47.52	15" x 96"	\$530.00	\$118.80
3" x 24"	\$ 77.00	\$ 10.80	8" x 24"	\$224.00	\$ 24.48	18" x 24"	\$284.00	\$ 35.64
3" x 30"	\$ 86.00	\$ 12.83	8" x 30"	\$236.00	\$ 30.60	18" x 30"	\$309.00	\$ 44.55
3" x 36"	\$ 95.00	\$ 15.39	8" x 36"	\$248.00	\$ 30.24	18" x 36"	\$336.00	\$ 53.46
3" x 48"	\$123.00	\$ 18.36	8" x 48"	\$271.00	\$ 31.68	18" x 48"	\$388.00	\$ 71.28
3" x 60"	\$140.00	\$ 22.95	8" x 60"	\$295.00	\$ 39.60	18" x 60"	\$441.00	\$ 89.10
3" x 72"	\$169.00	\$ 27.54	8" x 72"	\$318.00	\$ 47.52	18" x 72"	\$494.00	\$106.92
3" x 84"	\$185.00	\$ 26.46	8" x 84"	\$342.00	\$ 55.44	18" x 84"	\$548.00	\$124.74
3" x 96"	\$203.00	\$ 30.24	8" x 96"	\$366.00	\$ 63.36	18" x 96"	\$601.00	\$142.56
4" x 24"	\$ 83.00	\$ 13.68	10" x 24"	\$236.00	\$ 30.60	24" x 24"	\$318.00	\$ 47.52
4" x 30"	\$ 93.00	\$ 17.10	10" x 30"	\$251.00	\$ 31.50	24" x 30"	\$354.00	\$ 59.40
4" x 36"	\$102.00	\$ 18.36	10" x 36"	\$265.00	\$ 29.70	24" x 36"	\$388.00	\$ 71.28
4" x 48"	\$134.00	\$ 24.48	10" x 48"	\$295.00	\$ 39.60	24" x 48"	\$459.00	\$ 95.04
4" x 60"	\$154.00	\$ 30.60	10" x 60"	\$324.00	\$ 49.50	24" x 60"	\$530.00	\$118.80
4" x 72"	\$185.00	\$ 30.24	10" x 72"	\$354.00	\$ 59.40	24" x 72"	\$601.00	\$142.56
4" x 84"	\$205.00	\$ 27.72	10" x 84"	\$382.00	\$ 69.30	24" x 84"	\$670.00	\$166.32
4" x 96"	\$226.00	\$ 31.68	10" x 96"	\$412.00	\$ 79.20	24" x 96"	\$741.00	\$190.08
5" x 24"	\$ 90.00	\$ 17.10	12" x 24"	\$249.00	\$ 30.24	30" x 30"	\$408.00	\$ 74.25
5" x 30"	\$101.00	\$ 19.13	12" x 30"	\$265.00	\$ 29.70	30" x 36"	\$441.00	\$ 89.10
5" x 36"	\$113.00	\$ 22.95	12" x 36"	\$285.00	\$ 35.64	30" x 48"	\$530.00	\$118.80
5" x 48"	\$148.00	\$ 30.60	12" x 48"	\$318.00	\$ 47.52	30" x 60"	\$618.00	\$148.50
5" x 60"	\$170.00	\$ 31.50	12" x 60"	\$354.00	\$ 59.40	30" x 72"	\$706.00	\$178.20
5" x 72"	\$205.00	\$ 29.70	12" x 72"	\$389.00	\$ 71.28	30" x 84"	\$794.00	\$207.90
5" x 84"	\$229.00	\$ 34.65	12" x 84"	\$425.00	\$ 83.16	30" x 96"	\$883.00	\$237.60
5" x 96"	\$251.00	\$ 39.60	12" x 96"	\$460.00	\$ 95.04			

POST AND MULTI-PANEL PRICING MATRIX

Posts are 8' long with full length reveal (aligns partially on panel with remainder below panel as filler) and hardware.

CATALOG NUMBER	DESCRIPTION	PRICE
EO-P-S2	(2) 2" Square	\$323.00
EO-P-R3	(2) 3 1/4" Rectangular	\$364.00
EO-P-RA3	(2) 3 1/4" Radius	\$364.00
EO-P-RR3	(2) 3 1/4" Rectangular with Radius Edges	\$364.00
EO-P-T3	(2) 3 1/4" Triangle	\$364.00
EO-P-S3	(2) 3 1/4" Square	\$414.00
EO-P-TR3	(2) 3 1/4" Triangle with Radius Edges	\$364.00
EO-P-SR3	(2) 3 1/4" Square with Radius Edges	\$414.00

Exterior Signs: Dimensional Letters (Net Pricing)

DIMENSIONAL LETTERS

For pricing, contact Customer Service at 800.777.4310.

EXPRESS!
DELIVERY

2/90
MODULAR

ARC
SIGN

PLAQUES PLUS/
PLAQUES

GLOSIGN

MISCELLANEOUS
SIGNS

EXTERIOR
SIGNS

SERVICES

SPEC
DATA



Services

DESIGN

WAYFINDING

INSTALLATION

MAINTENANCE

LEASING



Services

DESIGN

2/90's design team works closely with the client to ensure that the system's design compliments building architecture, desired branding and other design elements.

WAYFINDING

Many factors must be considered when planning a signage investment, such as including wayfinding, image, cost, code compliance, and long-term maintenance. A wayfinding and planning program from 2/90 assists the client with room numbering, traffic flow, message schedule, ADA compliance and long-term maintenance. Wayfinding services are utilized in a variety of project applications and sizes ranging from small offices to large multi-building hospitals, universities and corporations.

INSTALLATION

2/90 installation service ensures an attractive return on investment. This single-source approach to design and installation ensures that client needs become reality. 2/90 provides both interior and exterior installation, and other related services.

MAINTENANCE

On-going change is certain to occur within any facility's signage program from the moment installation is complete. People come and go, departments restructure and relocate...companies expand and contract. 2/90 offers a variety of SignCare maintenance programs structured to meet clients' unique needs. We handle everything from performing periodic walk-through inspections to ensure that signs are intact as originally installed, to preparing punch-lists of insert message changes necessary to keeping wayfinding current and orderly.

LEASING

Leasing is an affordable alternative for funding signage projects. 2/90 offers competitive rates with a variety of financing options. Other benefits include:

- Preserves capital funds.
- Tends to a greater range of facility needs without being restricted to a specific budget.
- Causes no interruption to bank lines of credit.
- Enables possible accelerated tax write-offs for depreciation.

Spec Data

ARTWORK REQUIREMENTS

COLORS - INSERTS AND COPY

DIGITAL PRINTING - LARGE FORMAT

TYPESTYLES - COMPATIBLE WITH MS WORD

TYPESTYLES - ALL STANDARD



Spec Data: Customer-Supplied Artwork

CUSTOMER SUPPLIED ARTWORK

The following guidelines identify the artwork formats required by 2/90. All artwork must be approved by Customer prior to manufacturing.

Hardcopy Format

Laser Print

- Printout should be as large as possible and printed on an 8 1/2" x 11" sheet of paper.
- Printed at 600 dpi or greater to avoid jagged lines in the image.
- Printed in black and white only.

Photostat

- High resolution black and white artwork printed on photo paper.

Note:

2/90 must convert laser prints into electronic files by scanning and cleaning the line segments. Graphic art fees apply.

- Artwork should be supplied in either 3.5" Floppy Disk, Zip Disk, CD-ROM or by E-mail.
- Files must be in IBM-PC format. (Macintosh users must convert their files to a PC format on a PC disk)
- Can accept any of the following types of files:
 - .eps
 - .ai (Adobe Illustrator)
 - .cmx (Corel Draw)
 - .plt (Gerber Graphix Advantage)
 - .gad (Gerber Art Definition)
- Any font contained in these files must be converted to line segments or graphics prior to being saved.

Note:

A bitmapped image (.tif, .bmp and .jpeg files) is composed of dots or pixels arranged in rows. A bitmap file contains only a "picture" of an image and generally has a low resolution. Since bitmapped images are not prepared as object-oriented images with clean line segments or curves, resizing adversely affects its resolution.

In order for a bitmap image to be used with any 2/90 graphic option, the file must be converted into an object-oriented image (see file types listed above). Please be aware that you can save a bitmap image as one of these acceptable file formats, but they are not true object-oriented images. Graphic art fees will be applied for these modifications.

Sending Copy Electronically

The preferred format for receiving copy is electronically in a Microsoft Excel spreadsheet emailed directly to your Customer Service Representative. Copy should appear in individual cells, exactly as it will appear on the signage. EXAMPLE: If the name "Mary Smith" is required, it must be typed in one cell as "Mary Smith", not as "Smith, Mary" or with "Mary" and "Smith" typed in two different cells. Customer Service will check copy to make sure it does not exceed the insert capacity.

Contact Customer Service at 800.777.4310 with copy capacity questions or refer to the 2/90 Copy Capacity Chart for exact copy capacity for each insert length.

Spec Data: Standard Sign Colors

STANDARD SIGN COLORS

Prism Collection

201 Dark Neutral	231 Adobe
202 Light Neutral	235 Red
203 Cool Grey	236 Cardinal Red
204 Black	237 Burgandy
205 Medium Grey	238 Bordeaux
206 Tan	239 Holly Berry
207 Chocolate Brown	240 Dusty Rose
208 Soft White	241 Cashmere Pink
209 Cement	242 Salmon
210 Light Grey	243 Cayenne
211 Ash	244 Champagne
212 Taupe Grey	245 Regal Blue
213 Sand	246 Aster Purple
214 Antique White	247 Blue Iris
215 Yellow	248 Grape
216 Harvest Gold	249 Wineberry
217 Pumpkin	250 Mauve Orchid
218 Butterscotch	251 Sheer Lilac
219 Mustard	252 Periwinkle
220 Buckskin	253 Purple Heather
221 Linen	254 Powder Blue
222 Beige	255 Classic Blue
223 Putty	256 Sapphire Blue
225 Orange	257 Bright Blue
226 Firecracker	258 Navy Blue
227 Paprika	259 French Blue
228 Earth	260 Denim
229 Peach Cream	261 Fog Blue
230 Latte	262 Quarry Blue

263 Steel Blue
264 Glacier
265 Sea Green
266 Turquoise
267 Mallard Green
268 Seaport
269 Dusty Turquoise
270 Harbor Blue
271 Sea Mist
272 Slate
273 Deep Lake
274 Silver Dust
275 Green
276 Forrest Green
277 Ivy
278 Evergreen
279 Lichen
280 Sage Green
281 Eucalyptus
282 Alfalfa
283 Silver Sage
284 Moonbeam

The Metallist Collection

101 Anodized Satin
102 Anodized Gold ¹
103 Anodized Black ¹
104 Anodized Natural ¹
105 Anodized Bronze ¹
106 Brushed Copper ¹

The Mica Collection²

150 Silver
151 Taupe
152 Nickel
153 Gun Metal
154 Pewter
155 Sage
156 Bronze
157 Lead
158 Graphite
159 Olive
160 Gold

The Timbers Collection

301 Light Oak
302 Medium Oak
303 Mahogany
304 Walnut
305 Clear Maple ¹
307 Atlantic Kraftwood ¹
308 Natural Pear ¹
309 Select Cherry ¹

The Foundry Collection*

606 Cast Copper
654 Cast Pewter
656 Cast Bronze
661 Cast Iron

¹ Not available as End Cap finishes.

² The Micras are not available for Subsurface Inserts.

* Upcharge applies. For pricing contact Customer Service at 800.777.4310.

Initial Custom Color Match Fee is \$75 Net. On Orders under \$1,000 Net, a \$75 Net Color Match Fee applies per color, per order. For Custom Color pricing contact Customer Service at 800.777.4310.

STANDARD COPY COLORS

Non-Metallic

204 Black	233 Pearl Grey
207 Chocolate Brown	234 Dark Grey
208 White	235 Red
210 Light Grey	236 Cardinal Red
215 Yellow	237 Burgandy
220 Buckskin	256 Sapphire Blue
222 Beige	257 Bright Blue
224 Eggshell	258 Navy Blue
225 Orange	275 Green
232 Oyster	276 Forrest Green

285 Duranodic
286 Sandstone
287 Imitation Gold
288 Pale Lavender
289 Royal Purple
290 Purple
291 Wedgewood Blue
292 Teal
293 Bermuda Blue
294 Winter White

Metallic

150 Silver
180 Gold Dust
181 Light Rose
182 Ruby
183 Shale
184 Charcoal
185 Pine Green
186 Avocado

Standard vinyl finish is gloss. To specify matte copy, change copy color number from 200 to 700. Example: 215 Yellow becomes 715 Yellow Matte.

EXPRESS!
DELIVERY

2/90
MODULAR

ARC
SIGN

PLAQUES PLUS/
PLAQUES

GLOSIGN

MISCELLANEOUS
SIGNS

EXTERIOR
SIGNS

SERVICES

SPEC
DATA

Spec Data: Large Format Digital Printing

LARGE FORMAT DIGITAL PRINTING

Spec Data: MS Word Compatible Typestyles

This is a list of Microsoft Word True Type fonts used by 2/90 for Laser-Print Production. 2/90 uses standard Microsoft Word software, formats and templates in production to assure that your future in-house laser-print reproductions will be consistent in appearance.

Arial
AaBbCcDdEeFfGgHhIiJjKkLl1234567890

Arial Black
AaBbCcDdEeFfGgHhIiJj1234567890

Arial Narrow
AaBbCcDdEeFfGgHhIiJjKkLlMmNn1234567890

Century Gothic
AaBbCcDdEeFfGgHhIiJjKkLl1234567890

Comic Sans MS
AaBbCcDdEeFfGgHhIiJjKkLl1234567890

Courier New
AaBbCcDdEeFfGgHhIiJjKk1234567890

Eras Medium ITC
AaBbCcDdEeFfGgHhIiJjKkLl1234567890

Franklin Gothic
AaBbCcDdEeFfGgHhIiJjKkLlMm1234567890

Freestyle Script
AaBbCcDdEeFfGgHhIiJjKkLlMmNn1234567890

Garamond
AaBbCcDdEeFfGgHhIiJjKkLlMm1234567890

Georgia
AaBbCcDdEeFfGgHhIiJjKkLl1234567890

Impact
AaBbCcDdEeFfGgHhIiJjKkLlMmNn1234567890

Lucida Console
AaBbCcDdEeFfGgHhIiJjKk1234567890

Lucida Sans Typewriter
AaBbCcDdEeFfGgHhIiJjKk1234567890

Palatino Linotype
AaBbCcDdEeFfGgHhIiJjKkLlM1234567890

Tahoma
AaBbCcDdEeFfGgHhIiJjKkLlMm1234567890

Times New Roman
AaBbCcDdEeFfGgHhIiJjKkLlMm1234567890

Trebuchet MS
AaBbCcDdEeFfGgHhIiJjKkLlMm1234567890

Rockwell
AaBbCcDdEeFfGgHhIiJjKkLl1234567890

Verdana
AaBbCcDdEeFfGgHhIiJjKk1234567890

Microsoft Word templates are available for download at www.290signs.com. For additional Microsoft Word True Type fonts, contact Customer Service at 800.777.4310.

Spec Data: Standard Typestyles

This is an abbreviated list of the typestyles available from 2/90. ADA fonts are designated with either one or two asterisks. Those with two asterisks comply with ANSI A.117.1 standards for enhanced readability of tactile signage elements. Use typestyle abbreviations in parentheses when placing an order. For additional fonts not on this list, contact Customer Service at 800.777.4310.

Albertus (ALC)

AaBbCcDdEeFfGgHhIiJjKkLlMm 1234567890

Americana Bold (ABC)

AaBbCcDdEeFfGgHhIiJjKkLlMm 1234567890

Anglaise Fine Point (AFP)

AaBbCcDdEeFfGgHhIiJjKkLlMm 1234567890

*Antique Olive Nord (AON)

AaBbCcDdEeFfGgHhIiJjKkLlMm 1234567890

*Avant Extra Bold (AXB)

AaBbCcDdEeFfGgHhIiJjKkLlMm 1234567890

**Avant Garde (AGM)

AaBbCcDdEeFfGgHhIiJjKkLlMm 1234567890

*Bembo™¹ (BEC)

AaBbCcDdEeFfGgHhIiJjKkLlMm 1234567890

Berling Italic (BIC)

AaBbCcDdEeFfGgHhIiJjKkLlMm 1234567890

Bodoni Bold (BBC)

AaBbCcDdEeFfGgHhIiJjKkLlMm 1234567890

Breeze Script Connecting (BSC)

AaBbCcDdEeFfGgHhIiJjKkLlMm 1234567890

Caslon Adbold (CAC)

AaBbCcDdEeFfGgHhIiJjKkLlMm 1234567890

Caslon Bold Condensed (CBO)

AaBbCcDdEeFfGgHhIiJjKkLlMmNnOo 1234567890

Century Bold (CBC)

AaBbCcDdEeFfGgHhIiJjKkLlMm 1234567890

Charter Oak (COC)

AaBbCcDdEeFfGgHhIiJjKkLlMm 1234567890

City Medium (CME)

AaBbCcDdEeFfGgHhIiJjKkLlMmNn 1234567890

Clarendon Medium (CMC)

AaBbCcDdEeFfGgHhIiJjKkLlMm 1234567890

Commercial Script Connected (CSC)

AaBbCcDdEeFfGgHhIiJjKkLlMm 1234567890

*Compacta Bold^{®2} (CBL)

AaBbCcDdEeFfGgHhIiJjKkLlMmNnOoPpQqRrSs 1234567890

Engineering Standard (ESC)

ABCDEFGHIJKLMN OPQRSTUVWXYZ 1234567890

*ITC Eras Medium^{®2} (EMC)

AaBbCcDdEeFfGgHhIiJjKkLlMm 1234567890

*Eurostile Bold (EBC)

AaBbCcDdEeFfGgHhIiJjKkLlMm 1234567890

*Eurostile Bold Extended (EBE)

AaBbCcDdEeFfGgHhIiJjKkLlMm 1234567890

**Folio Light (FLC)

AaBbCcDdEeFfGgHhIiJjKkLlMmNn 1234567890

*Franklin Gothic (FGC)

AaBbCcDdEeFfGgHhIiJjKkLlMm 1234567890

*Franklin Gothic Extra Condensed (FGE)

AaBbCcDdEeFfGgHhIiJjKkLlMmNnOoPpQqRrSsTt 1234567890

ITC Friz Quadrata^{®2} (FQC)

AaBbCcDdEeFfGgHhIiJjKkLlMm 1234567890

**Frutiger 55 (F55)

AaBbCcDdEeFfGgHhIiJjKkLlMmNn 1234567890

Full Block (FBC)

ABCDEFGHIJKLMN OPQRSTUVWXYZ 1234567890

*Futura Medium (FMC)

AaBbCcDdEeFfGgHhIiJjKkLlMmNn 1234567890

ITC Garamond Bold^{®2} (GBC)

AaBbCcDdEeFfGgHhIiJjKkLlMm 1234567890

Garth Graphic™³ (GGC)

AaBbCcDdEeFfGgHhIiJjKkLlMm 1234567890

**Gill Sans™¹ (GSC)

AaBbCcDdEeFfGgHhIiJjKkLlMmNnOo 1234567890

Spec Data: Standard Typestyles

Goudy Bold (GBO)

AaBbCcDdEeFfGgHhIiJjKkLl1234567890

Goudy Extra Bold (GEB)

AaBbCcDdEeFfGgHhIiJjKkLl1234567890

*Helvetica Bold (HBO)

AaBbCcDdEeFfGgHhIiJj1234567890

*Helvetica Bold Condensed (HBC)

AaBbCcDdEeFfGgHhIiJjKkLlMmNnOoPpQqRrSsTtUu1234567890

*Helvetica Medium (HMC)

AaBbCcDdEeFfGgHhIiJjKkLl1234567890

**Helvetica Regular (HRC)

AaBbCcDdEeFfGgHhIiJjKkLlMm1234567890

Highway Gothic B (HGC)

AaBbCcDdEeFfGgHhIiJjKkLlMmNnOoPpQqRrSsTtUuVvWw1234567890

ITC Isbell Bold^{®2} (IBC)

AaBbCcDdEeFfGgHhIiJj1234567890

Jenson Medium (JMC)

AaBbCcDdEeFfGgHhIiJjKkLl1234567890

Kestral Connected (KCC)

AaBbCcDdEeFfGgHhIiJjKk1234567890

Koloss (KOC)

AaBbCcDdEeFfGgHhIi1234567890

Lectura Bold (LBC)

AaBbCcDdEeFfGgHhIiJjKkLl1234567890

Marker (MAC)

AaBbCcDdEeFfGgHhIiJjKkLlMmNn1234567890

Melior Semi Bold (MSB)

AaBbCcDdEeFfGgHhIiJjKkLl1234567890

*Monument Block (MBC)

ABCDEFGHIJKLMNORSTUVWXYZ234567890

Narrow Full Block (NFB)

ABCDEFGHIJKLMNORSTUVWXYZ234567890

Optima Regular (OPC)

AaBbCcDdEeFfGgHhIiJjKkLlMmNn1234567890

*Optima Semi Bold (OSB)

AaBbCcDdEeFfGgHhIiJjKkLl1234567890

Palatino (PAC)

AaBbCcDdEeFfGgHhIiJjKkLlMm1234567890

Palatino Italic (PAI)

AaBbCcDdEeFfGgHhIiJjKkLlMmNnOo1234567890

Radiant Bold Condensed (RBC)

AaBbCcDdEeFfGgHhIiJjKkLlMmNnOoPpQqRrSsTtUuVvWw1234567890

Rockwell Bold^{™1} (RBO)

AaBbCcDdEeFfGgHhIiJjKkLl1234567890

Rockwell Medium^{™1} (RMC)

AaBbCcDdEeFfGgHhIiJjKkLl1234567890

Sabon Bold (SBC)

AaBbCcDdEeFfGgHhIiJjKkLl1234567890

*Standard Extended Medium (SEM)

AaBbCcDdEeFfGgHhIiJjKk1234567890

Stencil Gothic (SGC)

ABCDEFGHIJKLMNORSTUVWXYZ1234567890

Times Bold (TBC)

AaBbCcDdEeFfGgHhIiJjKkLl1234567890

Time New Roman (TNR)

AaBbCcDdEeFfGgHhIiJjKkLlMm1234567890

*Transport Heavy (THC)

AaBbCcDdEeFfGgHhIiJjKkLl1234567890

Univers 57 (UN5)

AaBbCcDdEeFfGgHhIiJjKkLlMmNnOoPp1234567890

*Univers 65 (UNC)

AaBbCcDdEeFfGgHhIiJjKkLlMm1234567890

*Univers 67 (UN6)

AaBbCcDdEeFfGgHhIiJjKkLlMmNnOoPp1234567890

*V.A.G. (VAG)

AaBbCcDdEeFfGgHhIiJjKkLlMm1234567890

Venus (VEC)

AaBbCcDdEeFfGg1234567890

¹Typestyle is Trademarked by Monotype Corporation

²Typestyle is Trademarked by International Typeface Corporation

³Garth Graphic is a Trademark of Compugraphic Corporation

EXPRESS!
DELIVERY

2/90
MODULAR

ARC
SIGN

PLAQUES PLUS/
PLAQUES

GLOSIGN

MISCELLANEOUS
SIGNS

EXTERIOR
SIGNS

SERVICES

SPEC
DATA

Spec Data: Terms of Sale

PRICES

All prices are F.O.B. Origin (customer pays freight) subject to change without notice. Interior prices are List. Exterior prices are Net. Applicable sales tax, crating, shipping and installation charges are additional. Minimum order is \$100.00 Net, except for credit card orders. Minimum credit card order is \$25.00 Net.

PAYMENT TERMS

Approved credit accounts receive Net 30 Days. For first time orders and others, 50% deposit is required with Purchase Order, with balance C.O.D. A service charge of 1 1/2% per month is added to past due accounts. 2/90 also accepts Visa, MasterCard, and American Express.

SHIPPING

All shipments are F.O.B. Origin (customer pays freight) and are made in accordance with customer instructions. If customer instructions are not given, 2/90 will ship best method. 2/90 is not responsible for shipping delays beyond our control.

LEAD TIMES

All lead times commence at point of entry of a fully clarified order. Coupon orders ship with expedited lead times. Contact Customer Service at 800.777.4310 for lead times.

CLAIMS

All shipments are F.O.B. Origin (customer pays freight). Claims for damage (concealed or otherwise,) must be reported to 2/90 within five days from receipt of merchandise. Do not completely unpack damaged merchandise and keep all packaging materials until carrier makes its official inspection.

RETURNS

Requests to return merchandise are evaluated on a case-by-case basis. Authorized returns require a Return Material Authorization (RMA) obtainable through 2/90 Customer Service. Returns may be subject to a 25% restocking fee. Merchandise of a customized nature deemed to be unusable by 2/90 may not be returned for credit or exchange (i.e. signs with copy, custom paint, etc.).

CANCELLATIONS

Cancellations are subject to factory authorization and a 25% restocking fee.

COLOR

2/90 employs state-of-the-art color-matching techniques and guarantees color match and consistency within industry standards. Initial Custom Color Match Fee is \$75.00 Net per color. On Orders under \$1,000.00 Net, a \$75.00 Net Color Match Set-up Fee applies per color, per order. Contact Customer Service for Custom Color pricing.

STORAGE

If delivery cannot be accepted upon completion date, 2/90 will store the merchandise and invoice customer for product. Storage fees may apply.

SHORTAGES

All claims for shortages must be made in writing to 2/90 within 20 working days of receipt of order. No claims will be allowed thereafter.

VERBAL ORDERS

Verbal orders are not accepted.

WARRANTY

All product is warranted against defective workmanship and material for a period of one year from date of shipment. 2/90 is not responsible for damage to product resulting from misuse, neglect or circumstances beyond our control. The following is made in lieu of all warranties, expressed or implied: 2/90's only obligation shall be to furnish or repair (at manufacturer's option) such parts proven to be defective. This warranty does not include labor, installation, or other costs incurred in connection with furnishing replacement parts under warranty. 2/90 shall not be liable for any injury, loss or damage, direct or consequential, arising out of the use or inability to use the product. BEFORE USING, USER SHALL DETERMINE THE SUITABILITY OF THE PRODUCT FOR INTENDED USE AND THE USER ASSUMES ALL RISK AND LIABILITY WHATSOEVER IN CONNECTION THEREWITH.

ERRORS AND OMISSIONS

Prices and products are subject to change at any time without notice. 2/90 is not responsible for printing or typographical errors and miscalculations.

APPLICABLE LAW

This selling policy and all shipments made hereunder shall be governed by the law of the State of Michigan.